

Study on a possible future sport monitoring function in the EU

Final report, May 2013

Koen Breedveld, Chris Gratton, Remco Hoekman,
Jeroen Scheerder, Jasper Stege, Janine Stubbe, Steven Vos



This study was funded by the Directorate-General for Education and Culture of the European Commission.

The opinions expressed are the sole responsibility of the authors and do not necessarily represent the position of the European Commission.

Contact:

Mulier Institute

social-scientific sport research

PO box 85445

3508 AK Utrecht, the Netherlands

t 0031-30-7210220

e info@mulierinstituut.nl

i www.mulierinstituut.nl

Content

Executive summary	5
1. Introduction	13
1.1 The rising social and political significance of sport	13
1.2 The demand for evidence-based sport policies	14
1.3 Feasibility study: aims, objectives and methodology	15
1.4 Structure of the report	17
2. Questionnaire	19
2.1 Methodology and response group	19
2.2 Results	20
2.3 Conclusion	27
3. Social aspects of sport	29
3.1 Main substantial issues in this field and organisations involved	29
3.2 Data gathering	31
3.3 Dissemination of knowledge (networks, websites, good practices)	36
3.4 Conclusion	38
4. Sport and health	41
4.1 Main substantial issues in this field and organisations involved	41
4.2 Data gathering	43
4.3 Dissemination of knowledge (networks, websites, good practices)	46
4.4 Conclusion	47
5. Economic aspects of sport	51
5.1 Main substantial issues in this field and organisations involved	51
5.2 Data gathering	55
5.3 Dissemination of knowledge	56
5.4 Conclusion	57
6. Main findings	59
6.1 Overall findings	59
6.2 Social aspects of sport	60
6.3 Sport and health	61
6.4 Economic aspects of sport	62
7. Recommendations	65
7.1 2014- 2020: building an EU sport monitoring function	66
7.2 Beyond 2020: towards an EU research structure for sport	70
References	71
Appendix A: abbreviations	
Appendix B: mapping exercise – organisations and networks	

Appendix C: mapping exercise – databases
Appendix D: mapping exercise – studies and reports
Appendix E: mapping exercise – key topics
Appendix F: internet questionnaire
Appendix G: persons and organisations interviewed
Appendix H: report of the workshop

Executive summary

Background and methodology

Over the past decades, the social and political significance of sport has grown considerably. An important milestone in European sport policy was the 2007 White Paper on Sport, in which the European Commission addressed for the first time sport-related issues in a comprehensive manner. In 2009, the Lisbon Treaty gave the EU a supporting competence for sport. In 2011, the Commission's Communication on *Developing the European dimension of sport* gave additional support to the three core fields of the White Paper: the societal role of sport, the economic dimension of sport and the organisation of sport, and identified relevant actions.

In times of financial hardship, the EU and its Member States (MS) need to spend money economically and efficiently. It is therefore important that sport policies at both national and EU level are based on sound and reliable data and information. In the 2007 White Paper on Sport, the need for evidence-based policy-making was emphasised. This paved the way for the activities of an EU Working Group on Sport and Economics, which initiated work on Sport Satellite Accounts (SSAs) at national level. In March 2011 an EU Conference on Sport Statistics confirmed the importance of having access to better and more comparable sport data, and underlined the relevance of ongoing EU-level initiatives to further address this need.

In this context the Commission committed in its 2011 Communication on Sport to launch a 'feasibility study on a future sport monitoring function in the EU to analyse trends, collect data, interpret statistics, facilitate research, launch surveys and studies, and promote exchange of information'.

The aim of the study was to clarify to what extent a sport monitoring function in the EU is desired, and how such a sport monitoring function could be established so as to support policy-making in the EU. The main questions for the purpose of this study were:

- What are the main content-related and structural elements for setting up a sport monitoring function in the EU to analyse trends, collect data, interpret statistics, facilitate research, launch surveys and studies and promote exchange of information?
- What are the existing data gathering processes and networks in the EU in the three broad fields: (1) sport and health (e.g. health-enhancing physical activity), (2) social aspects of sport (e.g. active participation in sport) and (3) economic dimension of sport (e.g. GDP, employment in sport)?
- What are the main barriers to set up a sport monitoring function in the EU on sport and health, social aspects of sport and sport's economic dimension?

The consortium that undertook the study was headed by the Mulier Institute, an institute for social-scientific sport research in the Netherlands. For the study, the Mulier Institute worked closely together with Sheffield Hallam University, University of Leuven and TNO, all specialists in their fields (respectively sport economics, social aspects of sport, and sport and health). The study began in December 2011 and run until late 2012.

The methodology for the study consisted of four distinct elements:

- Desk research;
- On-line questionnaire;
- Interviews with key experts and stakeholders;
- A workshop, on 2 October 2012, involving key experts and stakeholders.

This Executive Summary highlights the main outcomes of the study and recommendations on a future sport monitoring function in the EU.

Overall findings

- At the national level, data on sport are gathered mainly by national statistical offices and research agencies. Collection of data is guided by national standards and as a consequence differs between MS. There is limited knowledge exchange between MS and very limited awareness of good examples in other MS. Yet, MS indicate that being able to compare outcomes greatly enhances the value of national research. There is a clear need and desire to debate methodologies, share experiences and develop guidelines that can inform both national and EU research.
- There are a few good national examples of overarching sport reports, covering the social, health and economic domains. The Dutch *Report on Sport* series (2003, 2006, 2008, 2010) is one of them, the German *Sport Development Report* (2009, 2011) another.
- At the EU level, there is not one pan-European dataset that covers all fields of sport. Nor is there a website, or a report, where the available information on sport in Europe (as a whole or in an individual MS) is stored centrally and made accessible for a broader audience, such as for example Eurostat's Pocket Book on Cultural Statistics. It is therefore not surprising that the vast majority of experts and stakeholders are unsatisfied with the availability of information at EU level. 64% of respondents believe that it is very important to improve sport monitoring. This holds true also for experts working at the national level (66%) and even more for experts who work at the transnational level (86%). The most important aspects of a future sport monitoring function are considered to be 'better data and figures on trends' and 'easier access to existing information'.
- Both at the EU level and at the national level, there appears to be broad support for improving sport monitoring in the EU. Currently, 82% of EU respondents find EU-wide information relevant for their work, 56% consider this to be 'very relevant'. Even at the national level, there is ample support for improving sport monitoring at the EU level (42% very relevant). Information on basic facts and figures is considered the most relevant.
- The three areas that were central to this study (social, health and economic aspects of sport) are deemed equally important as regards future monitoring.
- There are clear differences between these three areas. Of these, the economic area more than the other two relies on the secondary analysis of data put together by national statistical offices. For social and health aspects of sport, the focus is more on debating and developing relevant standards and on designing effective policies for changing citizens' behaviour. Compared to the area of social aspects, the area of sport and health is more advanced when it comes to collecting data, setting standards and publishing outcomes in databases and websites.
- Following the growing role of sport in EU policies, Eurostat is considering slowly taking up sport in its activities, as it has been doing for example in the fields of culture

and tourism for some time. Already Eurostat's current work offers possibilities that can contribute to the monitoring of sport in Europe. However, developing a new statistical area is not possible without the broad support of MS and the cooperation with the national statistical offices. Moreover, budgetary constraints and demands for reducing respondent burdens have to be taken into account.

- Stakeholders and networks in the field have expressed great interest in an EU sport monitoring function, and are willing to contribute to its success (e.g. provide input, share data, help disseminate and debate outcomes). It is very important that a sport monitoring function addresses the needs of all actors in the field (politicians, stakeholders and researchers). It is also important that the outcomes of the monitoring role are recognised as coming from independent sources; that information becomes publicly available; and that it serves to assist policy-makers and stakeholders in their debates by providing a sound evidence-base.

Social aspects of sport

National level

- Social aspects of sport cover a broad range of topics. Of these, experts and stakeholders deem sport participation as being the most important (82%). Following sport participation, sport infrastructure (64%), good governance, social inclusion and education (all 61%) are deemed most important. There is somewhat less interest in information on sport clubs (57%), volunteering (55%) and racism/violence (40%).
- Most MS have some basic data on sport participation (e.g. general participation, sport club membership, sport preferences). Information is lacking mostly in Central and Eastern European countries. Few countries have solid time trends. Due to differences in definitions and data collection methods, data on sport participation between MS cannot currently be compared. In addition, there is a clear need for more systematic research into the different national sport policies.
- In the 1990s, important steps were taken towards establishing guidelines for measuring sport participation. These attempts ended when the funding for the project (the 'Compass project') stopped. As regards sport infrastructure and sport clubs (management, finances etc.), a minority of countries (e.g. Germany, Switzerland, Belgium, the Netherlands) collect data and have best practices that other countries may want to follow. Information on volunteering and social inclusion is often included in sport participation research. Subjects such as ethnic diversity or homophobia remain difficult subjects to be tackled internationally, and demand further exchange of experiences.
- As regards the gathering and dissemination of information on social aspects of sport, only a limited number of good practices were mentioned. Best practices mentioned generally refer to respondent's own countries. Good national data collection practices include, amongst others, the *resources centre of the French Ministry of Sport*, the *Sport Development Program* in Germany, and the *Active People Survey* in the UK.
- National data collections and ad-hoc projects are considered to be fruitful because they give in depth insights into national practices.

Transnational / European level

- There is a high level of dissatisfaction with regard to the availability of data on social aspects of sport in the EU. There is a general need for providing relevant and reliable information on sport participation (basic facts, figures and trends) and for more information on specific groups, relevant to sport policies.
- As far as sport participation is concerned, the *Eurobarometer survey* is most often referred to. The *Eurobarometer* could be an instrument for continuous sport monitoring. However, researchers in particular note a considerable number of limitations to the *Eurobarometer* (e.g. small sample sizes, different interpretations, changes in questions asked).
- International research-projects such as the *International Social Survey Programme* (ISSP), the *European Values Study* (EVS) and the *European Social Survey* (ESS) offer possibilities for monitoring social aspects of sport. The same goes for some Eurostat surveys, most noticeably *SILC* (i.e. statistics on income and living conditions) and the *Harmonised European Time Use Survey* (HETUS). However, in these projects and surveys, sport has never been a topic on its own and is usually added on an ad-hoc basis. That means that the scope for including sport-related questions is limited. However, the systematic inclusion of sport in these surveys needs to be followed more intensively.
- There is a clear need for a central place where basic information on social aspects of sport is collected and can be obtained. Quite a number of organisations and networks are involved in social aspects of sport. Most existing networks are rather one-dimensional, as they mainly consist of either researchers or policy-makers. Their communication being within a more or less fixed group remains somewhat invisible for outsiders. It appears that good communication and cooperation between these organisations and networks is lacking. Several have expressed willingness to contribute to a future sport monitoring function and to increase cooperation with other networks.

Sport and health

National level

- There is a definite need for a sport monitoring function in the EU with regard to health-enhancing physical activity (HEPA) (73%). Respondents to the questionnaire also showed interest in improving information on sport/physical activity within national health care systems (63%), and, to a lesser extent, in doping in amateur sport (42%) and on sport injuries (19%).
- The vast majority of MS collect data on HEPA. A total of 23 countries also gather basic data on sport injuries. Few MS focus on data collection of doping in amateur sport.

Transnational / European level

- WHO Europe has put together a European database on nutrition, obesity and physical activity (NOPA), describing available data and policies. Over time, the NOPA database has proven to be of great value. However, the database needs continuous updating to preserve its high value as an information repository, as most of the information was collected in 2009 and 2010.

- The NOPA database states five independent international HEPA monitors in the EU¹. In addition, five different Eurobarometer surveys² pay some attention to HEPA.
- Results from the mapping exercise and the interviews showed that comparability between countries is a major concern. Currently, levels of physical activity cannot be compared sensibly both within and across countries. It is important to establish consensus for a HEPA survey that can be conducted on a large scale. One good practice that was mentioned in the interviews is the International Physical Activity Questionnaire (IPAQ) measuring HEPA in populations.
- Basic (comparable) information on physical activity levels will be gathered in 2014 in Eurostat's European Health Interview Survey.
- As regards sport injuries, the mapping exercise showed that four databases³ exist in the EU. The primary database in the field of sport injuries is the EU Injury Database (IDB), performed yearly and covering 23 EU countries. The leading organisation regarding sport injuries in Europe is the European Association for Injury Prevention and Safety Promotion (EuroSafe). As regards doping, one relevant project was found (including the 'fitness against doping survey'), headed by EHFA and involving nine MS; and financed by the 2010 Preparatory Action in the field of sport.
- According to experts and stakeholders, the key player regarding HEPA is the WHO. The most important network concerning HEPA is HEPA Europe (European network for the promotion of health-enhancing physical activity).
- From the interviews with stakeholders, it can be concluded that the existing networks and organisations (e.g. HEPA Europe, Eurosafe) are willing to and can play an important role with regard to collecting and disseminating research outcomes.

Economic aspects of sport

National level

- Studies on the economic importance of sport were carried out in Belgium, Denmark, Finland, France, Germany, the Netherlands, and the UK in the 1980s with some of these countries repeating the exercise in the 1990s (e.g. UK, the Netherlands). Most of these studies are not accessible to researchers today, except the UK and Dutch studies which were published.
- National studies have been carried out since 2008 in Austria, Cyprus, the Netherlands, Poland and the UK using the Sport Satellite Account (SSA) methodology and a common definition of sport (the 'Vilnius Definition') developed by experts in the EU

¹ FINBALT Health Monitor; Health Behaviour in School-aged Children (HBSC); World Health Survey; SHARE – Survey of Health, Ageing and Retirement in Europe; EHIS – European Health Interview Survey.

² Eurobarometer 58.2. Special Eurobarometer 183.6: Physical activity; Eurobarometer 62. Special Eurobarometer 213: The citizens of the EU and sport; Eurobarometer 64.3. Special Eurobarometer 246: Health and food; Eurobarometer 67.3. Special Eurobarometer 283: Health and long-term care in the EU; Eurobarometer 72.3 Special Eurobarometer 334: Sport and physical activity.

³ EU Injury Database (IDB); surveys from the Oslo Sports Trauma Research Center (OSTRC); Injuries and Physical Activities Netherlands (OBiN); The UEFA injury study.

context. Germany will complete its SSA in April 2013. Thus in the near future, six European countries will have a national SSA providing data on sport's contribution to value added and employment in each country.

- Several other countries are intending to produce their own SSA. At the moment, there is some uncertainty as to how many and at what time. Outside of these developments, there is little or no publicly available data on the economic dimension of sport at national level for EU MS. For countries that do not produce an SSA, there is no comprehensive data on the economic dimension of sport (with the exception of France, which has detailed data on the economic dimension of sport but in a format that is not comparable to the SSA).

Transnational / European level

- The European Commission launched a study in 2011 to analyse the contribution of sport to economic growth and employment across the 27 EU MS and for the EU as a whole. This study was completed in the autumn 2012. The approach taken was consistent with the national SSAs described above. The approach is highly technical and sophisticated in economic terms, and is one of the most ambitious projects ever attempted in sport economics research.
- Another EU study commissioned estimated the funding for grassroots sport in all 27 EU MS. The study was published in June 2011. It looks at funding from national government, local government, and other sources, which for many countries is mainly from either a levy on gambling or revenue from a national lottery. The study relies on national data, taken from different sources that are not fully comparable.
- No data are currently being gathered on non-market activities, such as the economic value of voluntary work in sport.
- There are relatively few organisations and networks relating to the economic dimension of sport. Examples include the European Sports Economics Association (ESEA) that covers aspects of sport's economic dimension; the European Observatoire on Sport and Employment (EOSE) that is focused mainly on employment in sport; and the Federation of the European Sporting goods Industry (FESI). While valuable data sets seem to exist, neither of these organisations collect comparable pan-European data that are publicly available.
- In the online questionnaire, on the economic dimension, the majority of respondents stated that they wanted more information in three areas: public and private funding of grassroots sport; macro-economic impact of sport; and employment in sport.
- Outcomes of studies need to be shared or debated more and be made more readily accessible on the internet. The organisations/networks involved (e.g. FESI, EOSE) have expressed a willingness to make more data publicly available and share their knowledge.

Recommendations

Based on the desk-research, the on-line questionnaire, the interviews, and the workshop, it was concluded that monitoring of sport in Europe is seriously hindered by a lack of time trends, guidelines and definitions, causing serious comparability issues. Existing data remain largely unknown and unused. Persons interested have a hard time informing themselves on sport in the EU as a single, easy-to-use overview of data and outcomes (e.g. website, report) does not exist. At the same time, there is a great willingness among organisations to be more involved and there are best practices to follow or build upon.

Clearly, there is great demand for better monitoring of sport in the EU, in order to inform policies at the EU level as well as to assist MS in understanding and improving their own national situations.

It is considered of key importance for a future sport monitoring function in the EU to be:

- Recognised as coming from independent and reliable sources;
- Designed to strengthen evidence-based policy-making, but not for the purpose of supervising developments in sport;
- Developed over time, in close interaction with different interested parties, and serving their needs as well as those of the European Commission;
- As much about collecting data, as about disseminating data.

For the road ahead, a two-phase model is proposed for the EU level, i.e. phase 1: 2014-2020 and phase 2: 2020 and beyond.

For the first phase, the main challenges are to improve data dissemination and work on data that are comparable over time and between countries. For this, 6 actions are recommended.. For phase 2, the main challenge will be to deepen the activities developed in phase 1:

1) Set up a working structure with 3 working groups, for social aspects, health and economics

The first action should be the forming of working groups (WGs) that would become the focal points, in their fields, for developing a monitoring/research agenda and further guidance (e.g. definitions, methodologies). The WGs should advise the Commission as regards research and monitoring in their fields, and perform necessary actions where called for (within a legal and financial framework that is approved by the Commission). For the forming of the WGs, different possibilities would exist, both within and outside Eurostat.

2) Put together a pocketbook 'Sport in Europe' in 2014 and 2018

The second action should be to bring all currently existing, relevant information on sport in Europe together in an easy-to-read publication. Such a publication should present numbers and figures on the social and economic aspects of sport in the EU and help explain the activities within the sector. It should also raise interest in research, elicit new questions and issues, and in addition would function as a stimulus for researchers to meet and exchange knowledge and research outcomes.

3) Build a website www.sportineurope.com

As the internet is quickly overtaking printed books as a way to provide easy, quick, 24/7 cost-effective access to information, it is important to publish information also on a well-structured, dedicated sport monitoring website. The website should contain references for further reading, deeper layers for in-depth information, and contact details for research organisations and statistical offices. The website could be developed in parallel to the publication of the pocketbook 'Sport in Europe'.

4) Issue a newsletter ‘Sport in Europe’

It is recommended to regularly issue a newsletter 'Sport in Europe' that would draw additional attention to developments in the field. The newsletter would build on the website and the pocketbook and present news on research and evidence-based policy-making both at the international and the national level (best practices with a relevance for other countries).

5) Organise conferences and seminars

There is a clear need for more debates on how sport in Europe is developing, bringing together researchers, statisticians and policy-makers from different countries and organisations. Therefore, it is advised to set up a series of conferences and workshops to debate outcomes of relevant new studies, such as a new Eurobarometer.

6) Invest in new and existing data collections

Finally, it is crucial that sufficient funds are allocated to developing new and in expanding existing datasets. As most data collection projects that have been undertaken so far are one-off studies, the most important point is to produce time-series, so that trend data can be created. This would imply continuing the series of Eurobarometers, continuing the work on SSAs, and continuing data collection on HEPA and sport injuries. In addition, it would be important to expand the data currently available. On a more general level, there is a need to better utilise available data and surveys. For this to happen, it is recommended that EU funding is made available for stronger relationships with research and statistical communities working in the field of sport in Europe.

Beyond 2020: towards an EU research structure for sport

To deepen the activities developed in phase 1, regarding data dissemination, this would mean transforming the website into a fully interactive demand-driven data warehouse. In terms of data-collection and research, this would imply expanding the data and research available. At this point, one would move from monitoring trends to effectively designing a research structure for sport in Europe, involving researchers and policy-makers from different countries and organisations, and allowing for real evidence-based sport policies, within MS as well as on the EU level.

1. Introduction

1.1 The rising social and political significance of sport

Over the past decades, the social and political significance of sport has grown considerably. This is true on all political levels, whether that be the local level, the national level or the European level. References to sport in EU policies were made as early as the mid-seventies (see the *European Sport for All Charter*, Council of Europe, 1975). Two decades later, the *Helsinki Report on Sport* (1999) expressed the concerns of the European Commission with regard to “safeguarding the current sport structures and maintaining the social function of sport” (European Commission, 1999). The instrumental value of sport (e.g. social and educational goals) was given further attention in the *Nice Declaration on Sport* (2000) and the *European Constitution* (2004). In the latter, though it has never been adopted nor ratified, the European Union officially acknowledged the social, educational and cultural function of sport. The *European Year of Education through Sport* in 2004 increased awareness of the beneficial links between education and sport.

An important milestone in European sport policy was the 2007 *White Paper on Sport*, in which the European Commission addressed for the first time sport-related issues in a comprehensive matter. In 2009, the *Lisbon Treaty* gave the EU a soft competency in sport. The Treaty states:

“The union shall contribute to the promotion of European sporting issues, while taking account of the specific nature of sport, its structures based on voluntary activity and its social and education function”.

In 2011, the Commission adopted the Communication on *Developing the European dimension of sport*. This Communication gave additional support to the three core fields of the White Paper: the societal role of sport, the economic aspects of sport and the organisation of sport.

There are a number of reasons which can account for this growing interest in sport, from politicians as well as from policy-makers. One apparent reason is the growth in the number of people participating in sport, as well as the development over time of a distinct and very visible sport industry. Watching elite sports has become a favourite pastime for many European citizens. Major sport events attract huge audiences, both live at events as well as by mass media coverage. The economic and social impact of this is significant. At the same time, globalisation of sport and the professionalization of what used to be amateur activities, have led to issues that demand political answers (such as combatting doping, the free movement of players, support of clubs by governments, or recently match-fixing). Active participation in sport has been a goal of social policies since the 1960s and 1970s. Compared to the 1970s, these objectives have increased in political importance, as countries worldwide are facing significant health challenges. With manual labour being overtaken by machines and computers, lack of physical activity has created a serious obesity problem in many European countries. Stimulating its (greying) population to remain physically active is now a prime concern for many governments.

1.2 The demand for evidence-based sport policies

The increasing social and political significance of sport have led to new actors entering the field, to new issues being brought to the fore, and to new demands for effectiveness of sport policies. Debates over sport policies not only take place within policies for wellbeing, but increasingly within debates over economics, health and education. For governments to commit resources to policies that require interventions to encourage more sport participation arguments need to be backed up by statistical evidence and scientific research.

The need for more evidence-based sport policies was acknowledged in the 2007 *White Paper on Sport*. This strategic document has been important in creating possibilities for a knowledge-based sport policy, by encouraging work on a Sport Satellite Account (SSA), for establishing a Working Group on Sport and Economics, and for paving the way for a Eurobarometer survey on Sport and Physical Activity in 2009. In 2011, the Communication on sport issued a further call for strengthening evidence-based policy-making in the field of sport. An Expert Group on Sport Statistics continued the work of the Working Group on Sport and Economics. Preparations for a new Eurobarometer, to be launched in 2013, were undertaken by the Expert Group on Sport, Health and Participation.

An EU Conference on Sport Statistics in March 2011⁴ further highlighted demands for a sport monitoring function aimed at strengthening evidence-based policy-making. For the first time, researchers and policymakers from different backgrounds (health, economics, social affairs) debated over the current state of knowledge and demands for improvements in the EU context. At the conference little or no references were made to previous investments in sport monitoring at the EU level. For instance, current debates on SSAs to a great extent feed upon similar economic studies carried out in the 1980s (Jones, 1989).

In the mid-1970s, the ‘Comité Directeur Développement du Sport’ (CDDS) within the Council of Europe allotted funds to establish a Clearing House on sports, which was a register of all research undertaken in different European countries. In the 1976-1984 period four major enquiries were undertaken. The outcomes were gathered centrally in Brussels, in a computer database. Later, the system was developed into an inter-regional system of databases, involving BISP (Cologne), the Sports Council (London) and INSEP (Paris) before the project was aborted because of lack on funds.

In the late 1990s, the Compass project was an attempt to develop “coordinated monitoring of participation in sports in Europe” (UK Sport, 1999). Between 1997 and 1999 a team led by Sport England and CONI brought together researchers and statisticians of many European countries to discuss sport participation data. The project consisted of an audit of available data, a comparative study and guidelines for harmonisation. The model developed for output harmonisation was successfully applied by 7 countries (UK, Ireland, Italy, Spain, Netherlands, Finland and Sweden). Outcomes of the analyses were debated during workshops, and were published on the Compass website and in reports from UK Sport. The project was endorsed by

⁴ Information about the conference: http://ec.europa.eu/sport/news/news1017_en.htm.

the CDDS at the time. However, after the funds ended, the Compass project had to stop, the website was aborted and the network ceased to exist. It was only in late 2010 that some of the original participants revitalised the network⁵. Clearly there is considerable interest of researchers to share information and debate outcomes, provided that some party takes the initiative to organise activities.

1.3 Feasibility study: aims, objectives and methodology

This study can be seen as a logical next step in the current development of the European dimension in sport. Monitoring (data collection and dissemination of outcomes) is helpful for evaluation purposes. Monitoring and evaluation are fundamental aspects for evidence-based policy-making and managing a policy-driven programme.


Aim and objectives

The aim of the study is to investigate the feasibility of establishing a sport monitoring function in the EU to analyse trends, collect data, interpret statistics, facilitate research, launch surveys and studies, and promote exchange of information, in order to strengthen evidence-based policy-making in Europe.

For the purpose of this study the field of sport is divided in three pillars⁶:

- Sport and health (e.g. health-enhancing physical activity)
- Social aspects of sport (e.g. active participation in sport)
- Economic aspects of sport (e.g. employment in sport)

Figure 1.1 Schematic overview of the field of sport



The study should lead into insights in the feasibility of a monitoring function in sport at EU level organised around these three pillars.

⁵ The Measure network, see <http://www.measuresport.eu/news>

⁶ These three pillars correspond with the three broad fields specified in the Terms of Reference: (1) sport and health (e.g. health-enhancing physical activity), (2) societal aspects of sport (e.g. participation in sport) and (3) sport's economic dimension (e.g. employment in sport).

Regarding the "definition" of monitoring, in general, it refers to regular observation and recording of activities, results and outcomes of a certain topic. Monitoring can be best described as a process of routinely gathering information on all aspects of a topic⁷, which in this case is: the social, economic and health aspects of sport in EU MS. However, the value of monitoring is not based on the quantity but rather on the relevance, quality and consistency (over time) of the recordings and outcomes. In addition, monitoring entails the process of distribution and dissemination of the outcomes and knowledge. Finally, monitoring needs to contribute to evaluation purposes and preferably contribute to evidence-based policy-making. With this in mind, the study has to clarify to what extent a sport monitoring function in the EU is desired and how such a sport monitoring function, with regard to social, economic and health aspects sport, should be established to support policy-making in the EU.

This leads to the following research questions:

- 1) What are the main content-related and structural elements for setting up a sport monitoring function in the EU to analyse trends, collect data, interpret statistics, facilitate research, launch surveys and studies and promote exchange of information?
- 2) What are the existing data gathering processes and networks in the EU in the three broad fields: (1) sport and health, (2) social aspects of sport, (3) economic aspects of sport?
- 3) What are the main barriers to the setting up such a sport monitoring function in the EU?

Research methods

The study will focus on establishing an overview of currently available information, on additional needs for information and knowledge, and on dissemination of the outcomes. Different research methods were used to obtain this overview:

- An online questionnaire
- Interviews (face to face and by telephone)
- A mapping exercise
- A workshop

The online questionnaire was used to obtain an overview of the existing viewpoints, available data sources and networks across the broadest possible range of experts. The outcomes of the questionnaire were particularly relevant with regard to current levels sport monitoring and the feasibility of a future sport monitoring function in the EU. The online questionnaire is enclosed in Appendix F. More information on the response group and outcomes of the questionnaire can be found in Chapter 2.

A total of 19 interviews have been conducted with representative stakeholders in the field of sport. An overview of the interviewed organisations and persons is enclosed in Appendix G. The outcomes of the interviews are integrated in the chapters on the social aspects of sport (Chapter 3), sport and health (Chapter 4) and the economic aspects of sport (Chapter 5).

⁷ See among others Kuzik & Rist (2004). *Ten Steps to a Results-Based Monitoring and Evaluation System*. Washington: The World Bank

The mapping exercise focused on available datasets in the field of sport. Attention has been paid to data available at the national statistical offices and to good monitoring practices on a national and European level. The characteristics of the available data collections (sample characteristics, level of detail, up-to-date information, ownership, etc.) have been systematically recorded and are enclosed in a summarised version in Appendix C and for the key topics (sport participation, health-enhancing physical activity and economic aspects of sport) in Appendix E.

The conclusions and recommendations were presented and discussed in a workshop with experts in the field of social, economic and health aspects of sport on 2 October 2012. The workshop was attended by 28 experts. The report of the workshop is enclosed in Appendix H.

1.4 Structure of the report

In Chapter 2 the online questionnaire is discussed, paying attention to the response group, the outcomes and conclusions that can be drawn. The outcomes and conclusions provide the starting point for a more in-depth description of the three pillars of sport. In Chapter 3 the focus is on the social aspects of sport, in Chapter 4 on sport and health and in Chapter 5 on the economic aspects of sport. In these chapters the main substantial issues in these three areas are addressed. Furthermore, insights are provided in relation to data gathering and dissemination of knowledge in the corresponding areas.

Chapter 6 contains the main findings, an overview of current sport monitoring processes and answers to the research questions of the study. The final Chapter 7 provides recommendations on feasible aspects of a future sport monitoring and identifies stepping stones towards an evidence-based European sport policy.

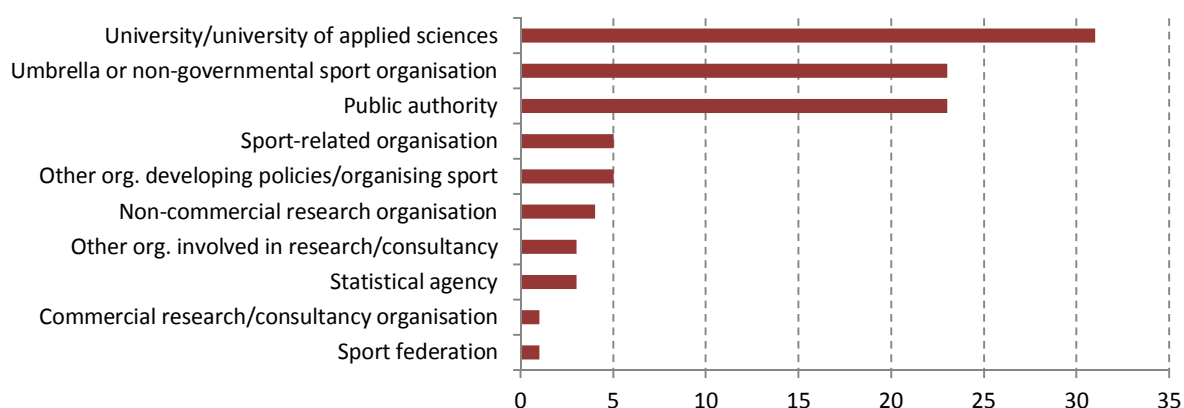
2. Questionnaire

An essential element of this feasibility study was the online questionnaire. Its aim was to map existing viewpoints and identify data sources and networks currently available. In addition, the questionnaire identifies best practices and the role that experts could foresee for their organisations in a possible future sport monitoring function. In the following paragraph attention is paid to the methodology and the composition of the response group. In the remaining part of this chapter the results are described and conclusions are drawn. The relevance of EU-wide information about sport, the satisfaction with the quality of information currently available at EU-level on sport and the necessity to improve sport monitoring in Europe are addressed. In addition, attention is paid to the content of sport monitoring and to the role the organisations themselves are willing to fulfil in strengthening sport monitoring in Europe.

2.1 Methodology and response group

For the distribution of the questionnaire the research consortium received from the European Commission (COM) a list of experts, containing Sport Directors of the EU MS and representatives of relevant sport organisations as well as organisations that are currently running EU-funded projects or conducting studies for the COM. This list was supplemented with members of the Expert Group on Sport Statistics and of MEASURE. All the selected experts received an email invitation to fill in the online questionnaire at the end of April 2012. The online questionnaire was only accessible with a unique login code that was received by the experts in a personalised invitation email. A total of 169 experts were invited to fill in the online questionnaire. After allowing access to the questionnaire for a period of two months and sending two reminders almost half of the invited experts filled in the complete questionnaire (77 experts – response rate of 46%).

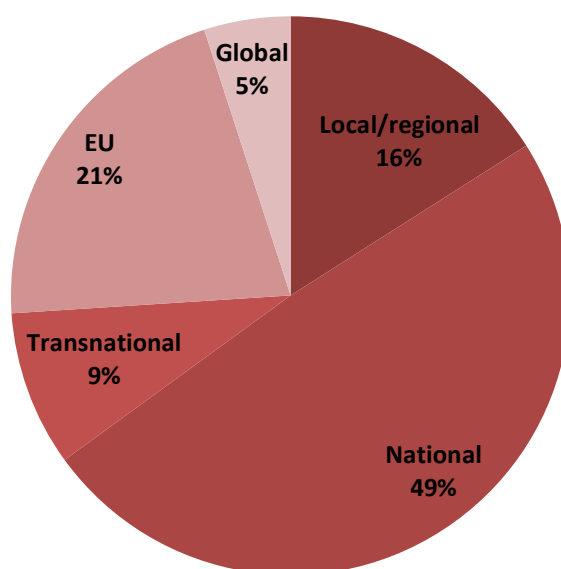
Figure 2.1 Response group by organisational type, in percentages



The questionnaire was filled in by representatives of all 27 EU MS. Universities, non-governmental sport organisations/umbrella organisations for sport and public authorities are well represented in the response group.

Half of the response group are active on a national level (see Figure 2.2). The public authorities are only active at a local, regional or national level, while the statistical offices are only active at a national level. 21% of the organisations are mainly operating on a European level, while 5% are operating on a global level. Altogether, 35% of the organisations are operating on a level that exceeds the national level.

Figure 2.2 Level on which the response group mainly operate, in percentages



2.2 Results

The outcomes of the questionnaire are described in the following paragraphs. The first paragraph focuses on the national, transnational, and European sport information and data sources and main networks and organisations in the field of sport monitoring in Europe. The second paragraph describes the relevancy of EU-wide information about sport, the satisfaction with the quality of information currently available at EU level on sport and the perceived necessity to improve the sport monitoring in Europe. The third paragraph elaborates on the content of sport monitoring, paying attention to the key components of a future sport monitoring, the topics on which more EU-wide information is desired and best practices. The last paragraph focuses on the role the organisations are willing to fulfil in strengthening sport monitoring in Europe.

Data sources and main networks

Less than half of the response group (44%) are currently a member of a network that is directly involved in sport monitoring (e.g. EASS, HEPA Europe or EASM).

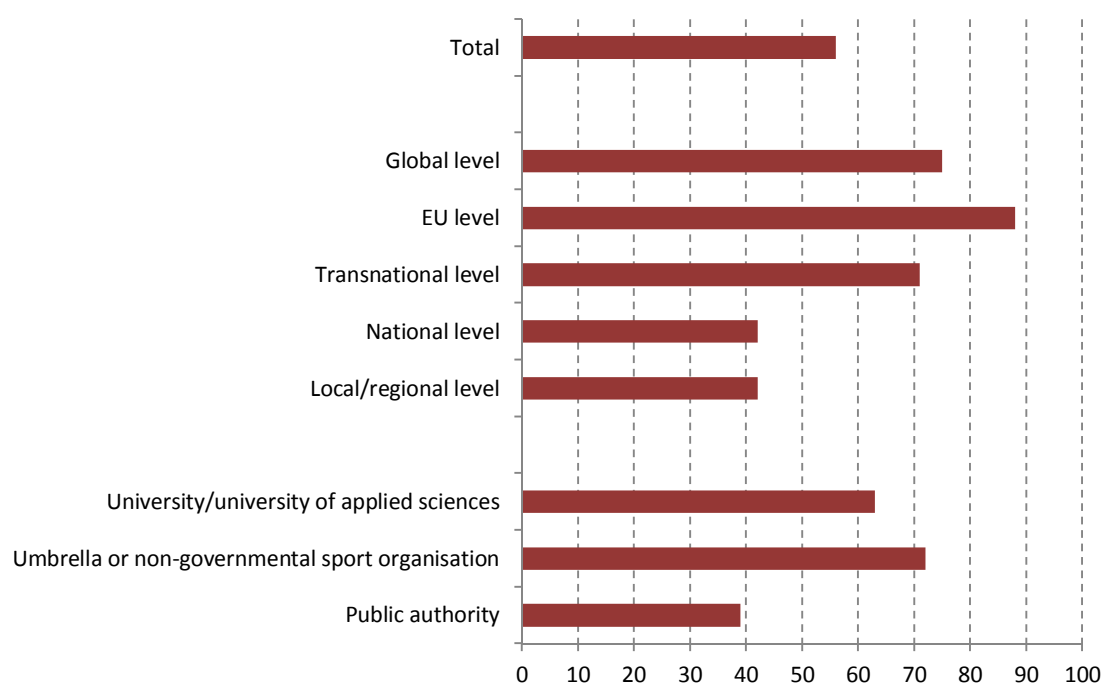
A great variety of data sources are mentioned by respondents. On a national level the respondents mainly rely on the national statistical offices and research centres for statistics. At

the transnational and European level the experts mostly use data from Eurobarometer and Eurostat. A quarter of the experts use Eurobarometer data and about 15% use data from Eurostat. Other datasets, such as the data of the MEASURE network, ISSP and ESS, are only mentioned by a few of the respondents.

Level of current information on sport in the EU

The majority of the experts (56%) find EU-wide information on sport very relevant for their work and 82% consider it to be relevant. Universities find this more relevant than public authorities which are mainly active on a national level. Organisations active at transnational, European or worldwide levels require more EU-wide information than organisations mainly active at a local/regional or national level.

Figure 2.3 Relevancy of EU-wide information on sport for work of respondent, in percentages, *very relevant*

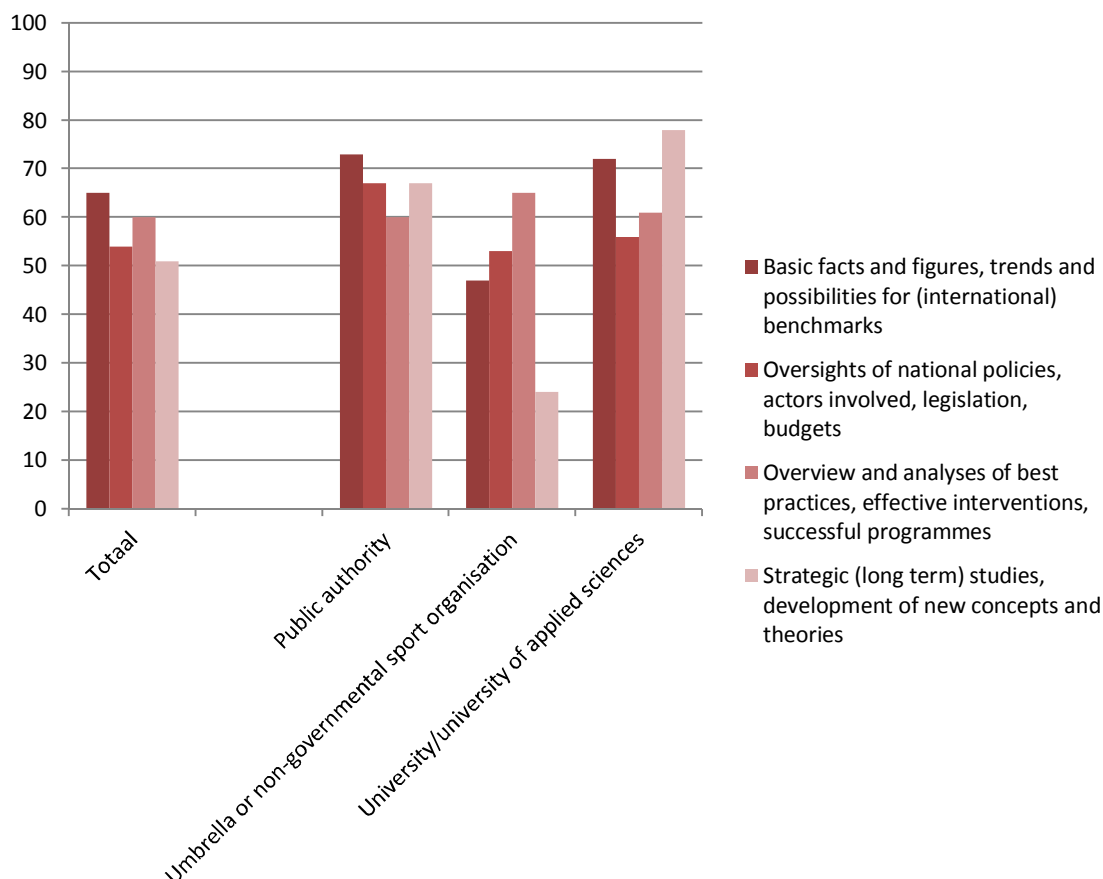


Those who find EU-wide information relevant are mostly interested in basic facts and figures, trends and possibilities for international benchmarks, an overview and analysis of best practices, and effective interventions and successful programs (see Figure 2.4). At least half of the group consider such data relevant for giving an overview of national policies and legislation.

A closer look at the different types of organisations shows that universities are more interested in strategic (long term) studies and the development of new concepts and theories. Basic facts and figures, trends and possibilities for (international) benchmarks are mentioned more often as interesting and very relevant by public authorities and universities and less by non-governmental organisations. Non-governmental organisations mostly mentioned the overview and analyses of best practices, effective interventions and successful programmes as very

relevant EU-wide information. This type of information was least mentioned by public authorities.

Figure 2.4 Type of EU-wide information on sport that is especially of interest and is noted as very relevant, in percentages of those who find EU-wide information relevant

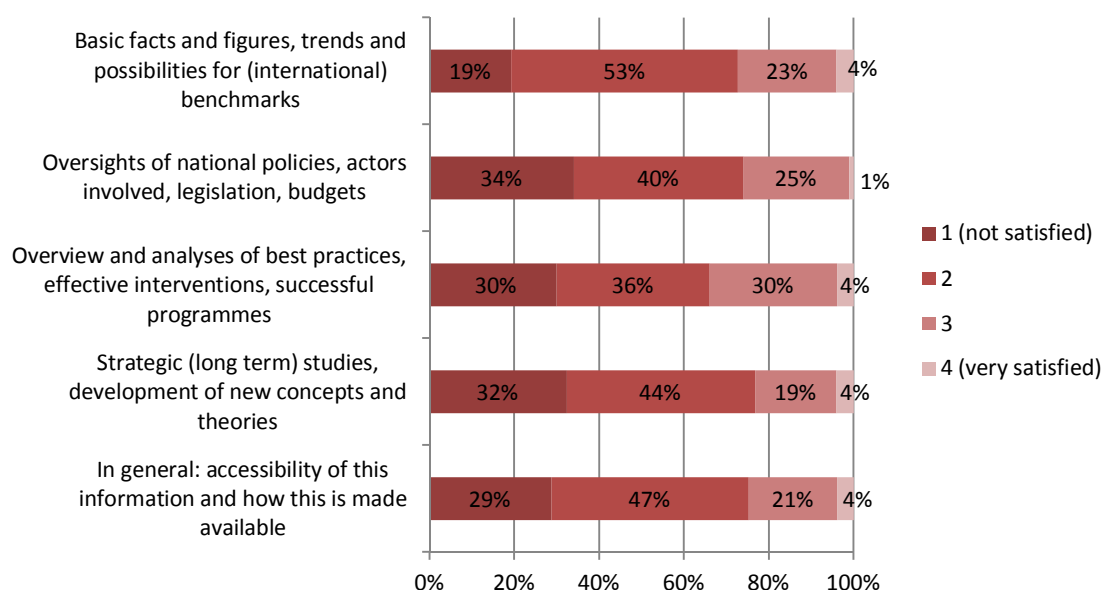


Satisfaction with current information

Overall, just a few organisations are very satisfied with the quality of information currently available at EU level. This is the case for all kinds of information; basic facts and figures, oversight of national policies, overview of best practices and the accessibility of information (see Figure 2.5).

19% of respondents are currently not satisfied with the quality of the information available on basic facts and figures and trends. For other types of information (oversight national policies, best practices, effective interventions, strategic studies, concept and theory development), a third of the respondents are not satisfied about the quality of this information. 29% of respondents are not satisfied about the accessibility of information in general and how this information is made available.

Figure 2.5 Satisfaction with the quality of information on different topics currently available at EU level



Around two thirds of respondents are not satisfied about the overview and analyses of best practices, effective interventions and successful programmes. For each of the other kinds of information (basic facts and figures and trends, oversight national policies, and strategic studies, concepts and theory development) only a quarter of respondents are satisfied about the quality of information.

Respondents were asked in more detail about their opinion on existing information and data in an EU context. The results show that more respondents fully agree than disagree that information is provided in a clear and easily understandable language (26% agree and 16% disagree). On almost all the other statements more respondents disagree than agree. For example, not a single respondent agrees and 48% disagree that the level of detail regarding specific topics or addressing specific subgroups is satisfactory.

56% of respondents believe that there are no sound explanations for differences between countries. 51% stress that no clear links are being established between different reports at EU level. 45% disagree with the statement that sufficient information and data on sport are available for the EU 27.

These outcomes illustrate that there are several issues related to sport monitoring that can be improved given the existing information and data on sport in an EU context. These outcomes indicate that attention should be paid to improving the sport monitoring in the EU, especially related to the explanations for differences between countries, establishing links between reports at EU level, increasing the level of detail regarding specific topics and subgroups, and increasing the information and data on sport for the EU 27.

Table 2.1 Statements regarding existing information or data in an EU context, in percentages

	don't agree	partly agree	fully agree	not of relevance for my work
There are solid explanations about differences between countries	56	39	4	1
Clear links are being established between different reports at EU level	51	45	3	1
The level of detail regarding specific topics or addressing specific subgroups is satisfactory	48	48		4
Sufficient information and datasets on sport(s) are available for the EU-27	45	47	3	5
Existing networks are sufficient in communicating and exchanging information across countries	40	45	13	1
Data can be accessed and easily analysed by a third person	40	52	4	4
Newly issued reports or data are sufficiently well communicated	38	57	5	
Clear reference is made to the quality of the data and its possibilities and limitations	35	57	6	1
Websites provide information that are easily accessible and structured	32	55	12	1
A good and clear wrap up of the main findings (e.g. summary, conclusion) is provided	25	65	9	1
Data used in publications (e.g. reports, studies) are up to date	21	70	8	1
Complete references are provided (e.g. name, emails, tel. numbers) to do a follow up or ask for more information	21	60	19	
Existing data from different countries allows for comparisons	19	62	16	3
Information is provided in a clear and easily understandable language	16	57	26	1

Table 2.1 shows that respondents are generally dissatisfied with the situation regarding existing information and data at EU level. As a result all respondents stress that it is important to improve sport monitoring in the EU, while 64% of respondents answered that it is very important to improve the sport monitoring in the EU (see Figure 2.6). Representatives of universities (71%) and public authorities (67%) find it more important to improve the sport monitoring in the EU than non-governmental organisations (56%) (see Figure 2.7).

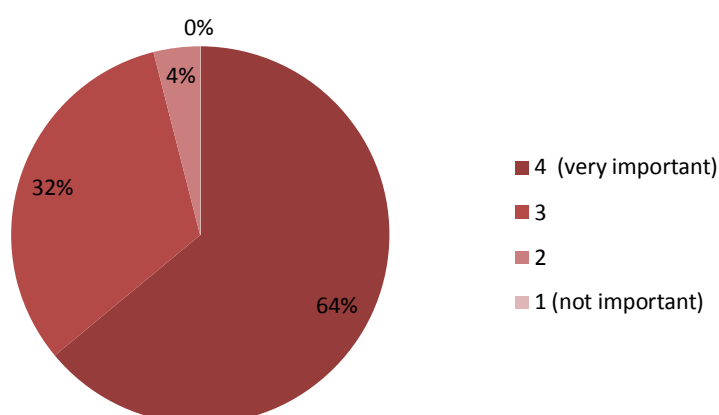
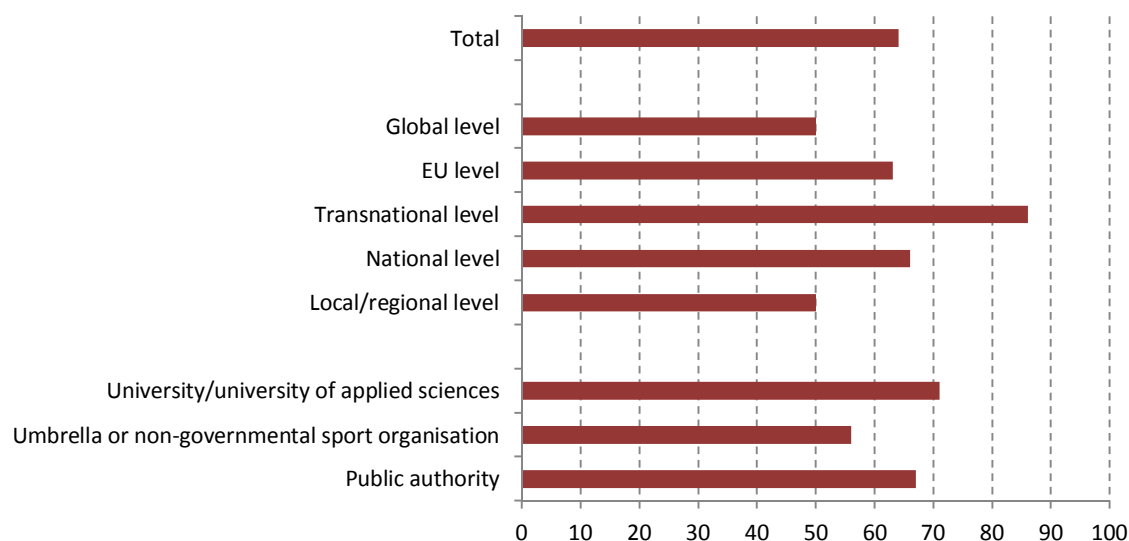
Figure 2.6 How important is it to improve sport monitoring in the EU, in percentages

Figure 2.7 Very important to improve sport monitoring in the EU, by type of organisation, in percentages



Components of future sport monitoring in the EU

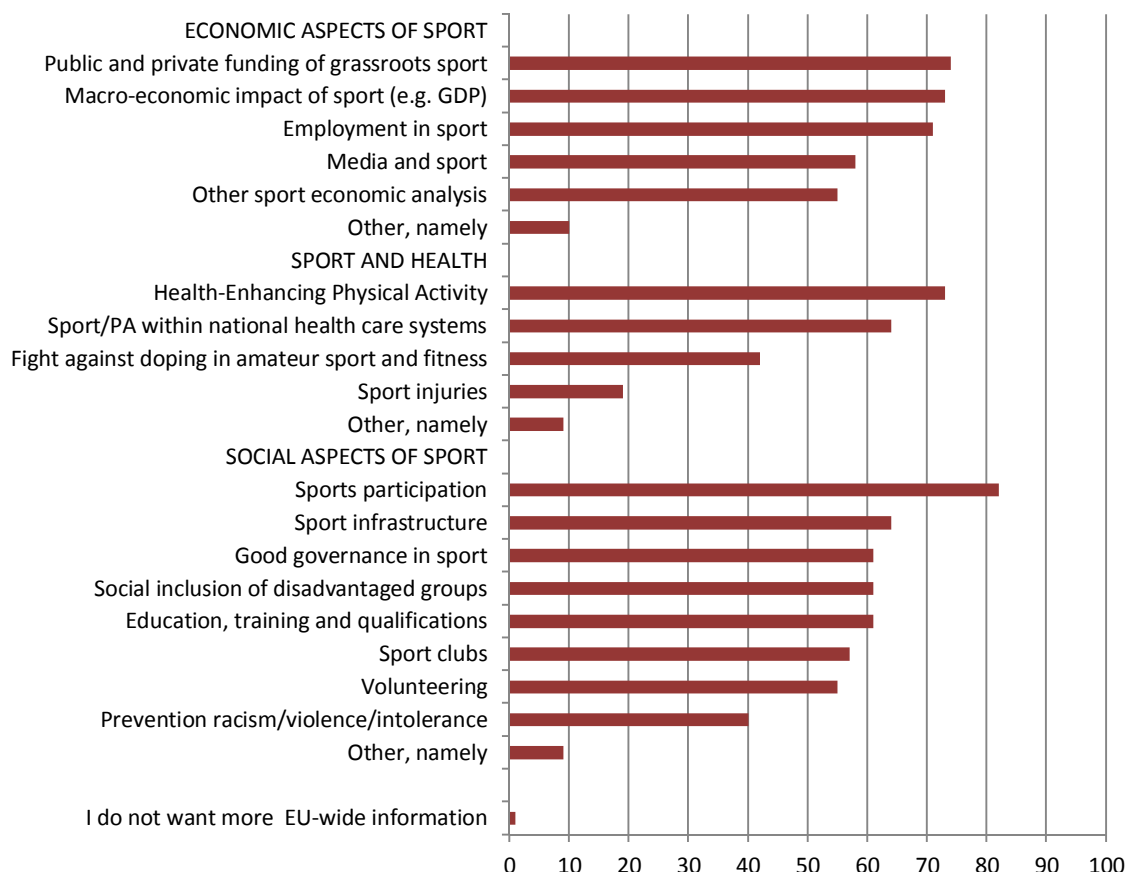
To obtain insight in desired components of a future sport monitoring, respondents were asked to judge the relevance of specific components. The majority of the respondents considered all components to be relevant. Providing better data and figures on trends in sport in Europe and providing easier access to existing information were found most relevant. Launching new European studies and surveys on specific subjects were judged to be the least relevant.

Table 2.2 Relevant components of a sport monitoring function in the EU, in percentages

	not relevant		very relevant	
	1	2	3	4
Providing better data and figures on trends in sport(s) in Europe	1	8	32	58
Providing easier access to existing information	1	8	34	57
Providing information on policies and best practices	1	8	43	48
Promoting exchange of information between relevant actors	3	9	44	44
Providing information about EU funding opportunities for sport	6	12	39	43
Providing better explanations and interpretations on sport(s) in Europe	4	19	35	42
Launching European studies and surveys on specific subjects	1	21	38	40

Figure 2.8 looks at topics in the social, economic, and health aspects of sport that respondents indicated as needing more EU-wide information.

Figure 2.8 Specific topics identified as needing more EU-wide information, in percentages



With regard to the social aspects of sport respondents indicated a need for more EU-wide information on sport participation (82%), sport infrastructure (64%), good governance in sport (61%), social inclusion of disadvantaged groups (61%) and education, training and qualification (61%).

In the sport and health area, health-enhancing physical activity (73%) and sport/physical activity within national health care systems (64%) were mentioned most. In economic aspects of sport three topics should be indicated: public and private funding of grassroots sport (74%), macro-economic impact of sport (e.g. GDP) (73%) and on employment and sport (71%).

Respondents were also asked to describe good practices in their country that could serve as an example for other EU MS or for the EU as a whole. More than four out of ten respondents (43%) answered that they were not aware of any good practices in their country. Almost half of the respondents (49%) answered that they did not know about any good practices in other countries (inside or outside Europe) that could serve as an example for other EU MS or for the EU as a whole.

Contribution to future sport monitoring in the EU

There is a considerable willingness to contribute to a future sport monitoring function in the EU, two thirds of the respondents are willing to be involved. The remaining third of the respondents state that they are ‘perhaps’ willing to be involved. When clarifying the possible role that their organisations could fulfil most experts refer to:

- collecting and/or analysing data;
- deployment of their networks; and/or
- disseminate knowledge or share their knowledge, expertise, data and information.

Furthermore, the respondents pointed out that with a view to improving sport monitoring in Europe and supporting evidence-based policy-making it is important to have more support for sport monitoring and sufficient funding. Respondents stated that Eurostat and Eurobarometer data could be better used for the purpose of sport monitoring in order to accomplish coordinated research and reliable data. A limited set of indicators should be identified and cooperation should be established with existing networks, institutions and national organisations in order to create a larger network that can contribute to a sound interpretation of the outcomes and enhance the understanding of differences between countries. According to the respondents, a future sport monitoring process should be based on theory and have a clear link with practice and as such also pay attention to specific target groups. It is deemed important that different reports and research projects are not treated in isolation, but that clear links are established between them (see also table 2.1, line 2).

2.3 Conclusion

The respondents, representing all 27 MS, believe that it is very relevant to have EU-wide information on sport. None of the respondents find it not relevant. Areas they find particularly relevant are: basic fact and figures, trends and possibilities for international benchmarks, an overview and analysis of best practices, effective interventions and successful programs. The high value placed on EU-wide information offers support for a future sport monitoring function.

Respondents currently use national datasets, policy documents, reports and websites. For transnational and EU-wide information the COM is an important source. The respondents find Eurobarometer data useful. With regard to European or transnational networks, about half of the respondents are currently members of one or more networks that are directly involved in sport monitoring. Networks and/or organisations that, according to replies in the questionnaire, were well used include scientific communities (e.g. HEPA Europe, Measure, EASM, EASS), sport umbrella organisations (e.g. ISCA, ENGSO), special interest groups (e.g. FARE) and ‘think-tanks’ like Sport & Citizenship.

Despite their involvement in networks and their familiarity with EU-wide data and available websites, respondents feel that there is still insufficient EU-wide information on sport and that the quality of the currently available information at EU level is not satisfactory. This holds true for all the identified types of information: (1) basic facts and figures, trends and possibilities for (international) benchmarks, (2) oversight of national policies, actors involved, legislation and budgets, (3) overview and analyses of best practices, effective interventions and successful programs, and (4) strategic (long term) studies, and the development of new concepts and theories. The outcomes illustrate that there are several issues related to sport monitoring that can be improved.

The need to improve sport monitoring is expressed by a majority of respondents. These improvements should focus on the following components: (1) providing better data and figures on trends in sport(s) in Europe, (2) providing easier access to existing information, (3) providing information on policies and best practices, and (4) promoting exchange of information between relevant actors. Specific topics where more information was required within the three broad fields of sport were identified. In economic aspects of sport, there is mainly interest in having more information on public and private funding of grassroots sport, macro-economic impact of sport and employment in sport. In sport and health, there is interest in more information on HEPA, and to a lesser degree sport/physical activity within national health care systems, doping and injuries. In social aspects of sport, the main issue is sport participation, and after that sport infrastructure, good governance in sport, social inclusion of disadvantaged groups, and education, training and qualifications.

For future sport monitoring it is possible to build on existing good practices in different areas. The following initiatives are interesting in this regard:

- Economic aspects of sport: Sport Satellite Accounts
- Sport and health: the HEPA network
- Social aspects of sport: MEASURE network; the sport facility database of the French Ministry of Sport; the Dutch Sport Report; and the German Sport Development Monitor.

Besides making use of good practices a possible future sport monitoring could build on the vast amount of expertise of the respondents and their organisations. A majority of the respondents are willing to be involved in a future sport monitoring process. The role respondents foresee for their organisations is mainly related to collecting and/or analysing data, the deployment of their networks, and the dissemination of knowledge and data. Although there is a great willingness to contribute to a future sport monitoring process, it is also stressed that due attention should be paid to the coherency of sport policy documents and reports at EU level and that sufficient financial support for sport monitoring at EU level should be available.

3. Social aspects of sport

‘Social aspects of sport’ covers a wide range of topics, e.g. active participation in sport, social inclusion, education, volunteering, violence and intolerance, etc. The broad scope is narrowed down in this chapter, with a focus on the feasibility to monitor social aspects of sport.

The analyses in this chapter are based on four distinct elements: (i) desk research, including a literature review and the mapping of (cross-)national data sets; (ii) the on-line questionnaire; (iii) interviews with key experts and stakeholders; and (iv) the workshop, on 2 October 2012, involving key experts and stakeholders.

This chapter is structured as follows. First, the main substantial issues in this field are discussed. This part will be mainly based on literature review (i.e. desk research). Second, an overview is provided of the available data sets regarding social aspects of sport (both national and cross-national), their pros and cons, and the organisations involved. Third, the dissemination of knowledge via networks, websites, good practices, etc. is discussed. Fourth and finally, the main conclusions are summarised.

3.1 Main substantial issues in this field and organisations involved

Social aspects in the European sport policy framework

With regard to social aspects of sports the *European Sport for All Charter* (Council of Europe, 1975) refers to sport as follows: “the European Commission must take account of the social, educational and cultural functions inherent in sport and making it special and worthwhile”. In the decades to follow, the idea of promoting sport to a large public and encouraging people to take part in sport activities would spread to most European countries and continues to influence national and local sport policies, even today (Scheerder et al., 2011). At EU level, the instrumental value of sport (i.e. social and educational goals) was given further attention, notably in the *Nice Declaration on Sport* (2000) and in the Commission's 2007 *White Paper on Sport*, before the coming into force of the Lisbon Treaty that underlines the social and educational functions of sport. The Commission's more recent policy document, the 2011 Communication on *Developing the European dimension in sport*, builds on that developing framework for sport, giving additional support to the three core fields of the White Paper (social, economic, organisational aspects of sport), and recognising the social significance of sport: ‘*sport has a strong potential to contribute to smart, sustainable and inclusive growth and new jobs through its positive effects on social inclusion, education and training, and public health*’. The Council's first EU Work Plan for Sport 2011-2014 further highlights social aspects among the priorities for EU level cooperation in the field of sport.

Issues and organisations

Active participation in sport

Enhancing sport participation has always been one of the most prominent targets of sport policies all over Europe. Over the years, most EU countries have seen their sport participation levels have risen considerably. More and more people engage in sport, whether that be in

organised sports, in club competitions, or in more informal activities (e.g. jogging or horse riding). It is clear, however, that sport for all still has something to aim for. Time and time again, surveys indicate that social differences in sport participation are quite reluctant to give way. Members of higher socio-economic groups continue to be more physically active and participate more in sport than do members of lower socio-economic groups. In more recent years, ethnic background has become an additional factor challenging the thesis that sport is truly for all (Scheerder & Vos, 2011; Stamatakis & Chaudhury, 2008; Stamm & Lamprecht, 2010; Sport England, 2003; Hoekman et al. 2011).

At the same time, it appears that less people join sport clubs and take part of its social life. Increasing numbers of people visit gyms, take part in unorganised sports, or work out mainly for health reasons (European Commission, 2010; Breedveld & Hoekman, 2011; European Commission, 2011). Although this process is not bad from a health perspective, it does pose problems for the traditional sport sector, with its federations and clubs. Neither federations nor clubs are well equipped to compete commercially and to actively target and attract new members. This affects policy making as well, as national and local governments - especially in the North-West of Europe – traditionally consider clubs and federations their main partners for their sport for all policies.

Social inclusion

The move away from club-based sport to ‘non-organised’ sport also influences claims around sport's contribution to social inclusion. Volunteering in sport is not as self-evident as it used to be. Clubs struggle to find enough volunteers to host matches and to manage facilities. Time poor and money rich consumers appear to prefer paying for access to commercial fitness and health clubs rather than being an active member of a sport club. This is seen as a threat to the ‘bridging’ capacity of sport.

Social inclusion through sport is further hindered by other social trends. Issues of racism, homophobia, discrimination and verbal/physical abuse are no longer uncommon on and around sport fields, threatening the positive image of sport (FRA, 2010). Policy-makers and sport managers struggle to deal with these issues.

Good governance

For most of the 20th century, sport was organised by clubs run by volunteers and supported by federations, with financial help from local and national governments. Increasingly though, sport has become an economic activity, with people and businesses prepared to pay considerable sums of money either to participate in sports, to witness sports as a spectator, or to use its image for their commercial interests. Sport has attracted powerful commercial actors such as sponsors, media-corporations and the sporting and betting industry (Geeraert et al., 2012). Partly as a result, sport has become prone to a series of high-profile difficulties such as corruption, doping, match-fixing, bribery, gambling scandals, money laundering and malicious players’ agents in football (García, 2009; Geeraert et al., 2012; Henry & Lee, 2004). Federations, both nationally and internationally, struggle to deal with these unwanted side-effects and to maintain an aura of their sport as a role model for young people to follow (KEA European Affairs, 2012). The increasing sums of money circulating in the sector and organisations involved have stimulated demands for good governance in sport, including principles such as transparency, democracy, legitimacy, accountability and representation of stakeholders.

Education and training

Despite these problems, sport continues to be a backbone to Europe's human capital and plays a role both in formal and non-formal education (European Commission, 2007 and 2011). Sport has a significant role to play with regard to the development of knowledge, motivation and skills. In 2011, an EU Expert Group on Education and Training in Sport has been established. Later in this chapter some good practices with regard to education and training will be presented.

3.2 Data gathering

From the short introduction above, it becomes clear that the social significance of sport is now well accepted. At the same time, however, sport faces numerous challenges in realising its value in terms of social inclusion in and through sport. It is therefore not surprising that there is a great demand for effective policy-making. This is reflected in the many data collections that exist today. This section maps existing data sets that are relevant to the issue of social aspects of sport, first on an EU level⁸ and then on a national level. The information provided relied on contacts in the field, the on-line questionnaire and thorough desk research. At the end of the section comments and suggestions from the interviews and the workshops are listed.

Mapping of existing European data collections

Eurobarometer

The *Eurobarometer* is currently best known and is therefore used most often. It is considered to be the only data collection that currently allows for cross-national comparisons of sport participation data. In general, questions about sport in the Eurobarometers are centred around two main themes: (i) attitudes/opinions towards sport and sport policies, and (ii) participation in sport. One of the great strengths of the Eurobarometer is the comparability of data across all 27 EU countries. The Eurobarometer could therefore be a statistical instrument for sport monitoring. The problem, however, is that there are differences in the definition used for sport and physical activity among the different countries. As a result, the Eurobarometer is not as comparable as it is often assumed (see also Scheerder et al., 2011). In addition, the Eurobarometer does not at present allow for analysing trends over time, as no similar questions have been asked in consecutive studies. Moreover, the Eurobarometer does not contain information on children and the amount of space is limited and does not allow for detailed, in-depth questions. Researchers criticise the rather low 'internal validity': no great effort has been made to define sport. From a scientific viewpoint, this is considered one of the weaknesses of the potentially very valuable series of Eurobarometers.

⁸ See appendix C for further details.

International Social Survey Programme

The ISSP (*International Social Survey Programme*) is a programme of collaborating research-institutions, performing surveys covering different topics relevant to social sciences in countries all over the world. In 2007 ‘Leisure time and sports’ was selected as a topic – an initiative from within the ISSP research community with no apparent link to EU policies. In 2011 the central theme was ‘Health’. The ISSP 2007 module on sports included questions about sport participation, sport clubs, sport preferences, motives for sport participation and attitudes towards sport. One of the strengths of the ISSP is the comparability across a considerable number of countries, worldwide. However, due to the modular approach, the data do not allow for time-trend analysis.

Statistics on Income and Living Conditions

It appears that existing possibilities in gathering data on sport are not fully exploited. Questions on sport can potentially be included in EU surveys, run by Eurostat, such as the European Union Statistics on Income and Living Conditions *EU-SILC* or the *Health Survey*.

EU-SILC, a multi-purpose instrument which focuses mainly on income, includes information on attending sporting events. The comparability across a considerable number of countries (i.e. EU-25) and comparability over time are considered valuable strengths of EU-SILC. Within this survey, the key permanent variables are fixed. Each year however, a new ad-hoc module is added. In 2013 this is well-being⁹, in 2014 it will be material deprivation and in 2015 social participation¹⁰. Although data regarding social aspects of sport are limited, cross tabulations of these data with detailed data on income, poverty, social exclusion and living conditions at the EU level, are interesting both from a policy and a research perspective. At present though, these opportunities are hardly used. In order to get questions to be included in a SILC-module, extensive lobbying and preparation is called for.

European Social Survey - European Values Study

The EU funded *European Social Survey* (ESS) and the *European Values Study* (EVS) offer opportunities to include questions on social aspects of sport. The ESS consists of a consistent core module and a series of rotating modules. Every year a different topic is chosen. Social aspects of sport, with a focus on sport clubs, were surveyed in 2002: i.e. sport club membership, volunteering in sport clubs and having friends in sport clubs. None of the interviewees however referred to these outcomes. It appears that no attempts have so far been made to get questions on sport into the ESS.

EVS, initiated in the late 1970s, has four waves so far (1981, 1990, 1999 and 2008). In the 2008 wave, questions with respect to volunteering in sport, sport club membership, confidence in

⁹ See the Commission Regulation of January 24 2012, no 62/2012 which states the 22 target variables that will be used. None refers to sport, or physical activity.

¹⁰ See http://epp.eurostat.ec.europa.eu/portal/page/portal/income_social_inclusion_living_conditions/legislation and http://epp.eurostat.ec.europa.eu/portal/page/portal/income_social_inclusion_living_conditions/data/ad_hoc_modules

health care systems and own health condition were included and are comparable with those in earlier waves (1981, 1990 and 1999). Moreover, the questions in the 2008 wave are comparable across countries. However, as with ESS and ISSP, these data have so far not been put to use in European sport policy debates¹¹.

Harmonised European Time Use Survey

Another example of a general survey that may offer possibilities for data with regard to social aspects of sport is the *Harmonised European Time Use Survey* (HETUS). HETUS surveys include questions concerning time spent on volunteering and sport participation. The level of comparability between countries is reasonably strong, as countries involved claim to follow the same guidelines¹². However, full harmonisation remains somewhat problematic. Moreover, surveys are being done irregularly and not all EU countries are covered. The 2-day diary applied in the studies does not allow for a very reliable measurement of sport participation, as coincidence plays a large role in whether a person participated in sports during the two days that respondents kept a diary.

Other

FRA (Human Agency for Fundamental Rights) also regularly conducts large pan-European surveys. These sometimes¹³ contain items on aspects of social inclusion (e.g. on homophobia). In general though, the conclusion is that "there is relative paucity of 'hard data' on the participation of migrants and minorities in sport" (FRA, 2010).

Mapping of national data sets¹⁴

The mapping exercise of national datasets builds on the work of Scheerder et al. (2011). In total 27 datasets on sport participation in 23 different countries could be detected. In Appendix E an overview is given of these data collections.

Most MS have some basic data on sport participation (general participation, sport club membership, sport preferences). Information is lacking mostly in Central and Eastern European countries. The overview in Appendix E provides insights in the different data collections on

¹¹ The same goes, inter alia, for the European Quality of Life Surveys (EQLS), undertaken four yearly by the Foundation for Working and Living Conditions. With a sample of 35.000 individuals and questions being asked on health, social exclusion and community involvement, this seems to be a very relevant survey. See <http://www.eurofound.europa.eu/surveys/eqls/index.htm>

¹² While countries are not obliged to follow Eurostat's guidelines, there is a gentlemen's agreement that they will do so. This is different though, when the European Parliament and the Council adopt a Regulation on a certain statistical subject. Regulations specify in detail, on the outcome-level, what information NSIs are requested to deliver to Eurostat. However, the preparation of a new Regulation is a long and highly political process that may take years.

¹³ For instance, the 2012 LGBT-survey has a question on 'feelings of discrimination for lesbians, gays and bi- and transsexuals', related to use and involvement in fitness activities. The large 2008 Midis-survey among 23.500 immigrant and ethnic minority people had no questions on sport though. See <http://fra.europa.eu/en/research>.

¹⁴ In consultation with the COM, the mapping exercise of national data sets focused on sport participation data.

sport participation. Participating countries vary greatly with regard to target population, sample sizes, years of data collection and definitions and methodologies applied. The datasets of national countries are important additional contributions to the EU-wide data. These national fact sheets provide insights into developments over time. Due to differences in definitions of sport participation, target populations, and data collection methods, data between MS cannot currently be compared. Possible is however the comparison of trends within different European countries. The overview also shows that not all countries have time trends. Financial or other constraints prevent countries from collecting comparable data at different points in time.

Demands and comments

The information acquired through the mapping exercise was complemented with personal observations that were obtained at interviews and at the workshop. The lack of comparable data on social aspects of sport was often pointed out as a major problem. As stated in the questionnaire, there appears to be a general interest in basic facts, figures and trends as well as a need for more detailed information on specific subgroups as sport policy is more and more focussed on target groups (social inclusion, social cohesion, etc.). However, at present, there is no organisation or network that has defined a well-thought-out strategy for collecting data on social aspects of sport. Neither does any organisation consider this to be its responsibility. Generally, the focus remains on organisations' own information needs relying on available data, such as Eurobarometer. Information on volunteering and social inclusion is often included in sport participation research. Yet, in the workshop, it was stated that subjects such as ethnic diversity or homophobia remain difficult subjects to tackle internationally, and demand further exchange of experiences.

The need for comparable sport participation data was given a high priority by academic researchers: “There is a need to develop a European comparative study on sport participation (cf. activities in the MEASURE group). There is also a need to understand the role and tasks of different stakeholders (e.g. government and NGOs) and to understand the approaches of the sport systems in the European countries and worldwide.” (German Sport University Cologne).

Representatives of umbrella organisations, networks and think tanks emphasised similar points. For example Sport and Citizenship considers the creation of a sport monitoring function in the EU as highly relevant: “The bodies active in the field of sport crucially miss official data on sport and the EU in general, thus rendering benchmark actions rather difficult. [...] Conducting sport monitoring should also consider the recognition of the specificity of sport as a major concern: taking into account the variety of actors, the history of the sport movement and the solidarity principle between professional and grassroots sport.”

The European Association for Sociology of Sport (EASS) emphasizes the benefits of monitoring sport participation from a policy perspective: “Monitoring offers the opportunity to observe the development and changes in different countries. With this longitudinal perspective it is possible to discover course of changes in the long run and see what contributes to this. Herewith it offers a basis for politicians to understand differences and provides insights in how to contribute to sport participation.”

Most of the experts and stakeholders in the workshop emphasised the importance of benchmarking. National governments understand more about their own data, when they have

the opportunity to compare themselves to other countries. According to WHO Europe, the majority of users want to compare their countries with other countries, even when this is not always possible. Hence, it is important to provide not only hard data, but also background information on methodologies applied and indications on comparability. In an EU context, preferably all 27 MS should be involved in such a benchmark exercise. However, judging from the experiences of different actors, there is also much to be gained if smaller numbers of countries start off in a smaller project. It was claimed that it would be a good starting point to start with countries that have data that can sensibly be compared, and move onwards from there.

Besides information on sport participation, a number of interviewees mentioned other relevant issues of interest to an EU sport monitor, such as sport facilities (ISCA) and aspects of good governance: “More information is needed on the non-profit economy (sport clubs, volunteers, etc.) and on sport facilities with regard to facility management. ISCA will start up a facility task force on this.”

The European Fair Play Movement (EFPM) underlined the importance of information about fair play: “The EFPM tries to find out how match-fixing and illegal betting can best be monitored.” In addition, it was noticed in the interviews that there is a clear need to understand the role and tasks of different stakeholders (e.g. government and NGOs) within the different sport systems in European countries.

The importance of national data collections and ad-hoc projects was also stressed during the interviews, for instance the study of FIFpro on match-fixing and misconduct in Eastern Europe. It was noted that quite simple data can generate a huge impact in a certain field (FIFPro Services BV, 2012).

In general, a harmonised data approach, implying the collection of the same data cross-nationally (such as in Eurobarometer) must be considered a priority when issues such as comparability and validity of sport participation data are concerned. However, there are also disadvantages to this methodology. Often, comparability is at the loss of country specific in-depth information, and not all countries are able to participate or to meet the harmonised standards. Over time, use of national datasets have proven their value (e.g. Compass project in the 1990s, Chapter 1, and more recently the datasets provided within the Measure group). These appear to be important additional contributions to EU-wide data.

Eurostat surveys do potentially offer chances to obtain harmonised data on social aspects of sport. However, according to the interviewed representatives from Eurostat: “The competition to get variables in the modules is heavy, as space is limited and there are many requests”. According to Eurostat the interest in sport on an EU level is a very recent matter. For Eurostat to take up sport as an issue it would demand a clear political statement, though even that in itself is not a guarantee (see the case of culture in Box 1 and of tourism in Box 2). Despite remaining budgetary constraints, the inclusion of physical activity in the 2013-2017 European statistical programme is a first positive step.

Information Box 1: Cultural statistics

In October 2011, the ESSnet on Culture¹⁵ pleaded, inter alia, for a “common European survey on cultural participation”. This plea arose after a close investigation of present datasets, such as Eurobarometer, ESS and SILC, and the conclusion that all of these statistics contained major flaws. This was not a new plea. In 2000, the Leadership Group on Culture Statistics (LEG-Culture), in place since 1997 after the acceptance of an EU resolution on the improvement of cultural statistics in November 1995, argued for the exact same case. In the meantime LEG and ESSnet as well as a Eurostat ‘Working Group’¹⁶ on Culture Statistics’ continued to debate the topic. Formally, this Working Group is still in place, but the annual meeting for 2013 is cancelled as culture is now considered a ‘negative priority’.

Information Box 2: Tourism Satellite Accounts

Efforts to ‘ground’ tourism in statistical systems date back to the late 1980s. Within Eurostat, first guidelines on how to set up a Tourism Satellite Accounts (TSA) were developed in 1995. A Recommended Methodological Framework by the UN, OECD, the World Tourism Organisation and Eurostat was published by the UN in 2001. In the years to follow, COM granted financial support to countries for carrying out TSAs. In 2010 Eurostat published TSAs on 23 countries (20 MS and 3 EFTA countries), participating on a voluntary basis. As of 2011, after six years of preparation, TSAs are subject to a binding regulation (692/2011 and 1051/2011)¹⁷.

3.3 Dissemination of knowledge (networks, websites, good practices)

The dissemination of knowledge and findings is equally important as collecting reliable and comparable data. Different experts (both in the interviews and the workshop) emphasised the importance of providing easy access to relevant and reliable information. Currently, however,

¹⁵ An ESSnet is a work method, a temporary unit, set up by Eurostat to be able to invest in knowledge on a certain statistical area. The ESSnet on culture ran from September 2009 to August 2011. It was headed by the Luxembourg Ministry of Culture. 25 of the 27 EU countries participated, as well as a candidate country (TR) and one member of EFTA (CH). Substantial contributions came from the French and the Dutch Ministries of Culture, as well as from the Czech and Estonian statistical offices. Funds (EUR 555.000) came from both Eurostat (grant agreement 10401.2008.002–2009.352) and the European Commission. Within Eurostat, unit F4 (education, science and cultural statistics – the unit that formally deals with cultural statistics) participated. The final report was published October 2012 – http://ec.europa.eu/culture/our-policy-development/eurostat-essnet-culture_en.htm.

¹⁶ A Working Group is a work method set up by Eurostat in which representatives from NSIs (National Statistical Institutes) meet, usually once year, to discuss current state of affairs and progress around a single statistical issue, deemed of importance by either Eurostat or a NSI. Eurostat hosts the meetings and supports the WG secretarially. At present, there are over a hundred WGs, but Eurostat’s policy is rather to lower that number than to raise it.

¹⁷ For more information, see http://ec.europa.eu/enterprise/sectors/tourism/cooperation/tourism-satellite-account/index_en.htm, http://epp.eurostat.ec.europa.eu/portal/page/portal/product_details/publication?p_product_code=KS-RA-10-031 and <http://epp.eurostat.ec.europa.eu/portal/page/portal/tourism/introduction>.

there is no one place (i.e. an institution or an organisation) where information on sport in the EU is brought together.

Dissemination via networks and websites

At present, interviewed experts stated to use reports, websites and information provided via the COM and networks. During the interviews it was argued that there should be a better link between academic programmes on sport and physical education, and the information needs of the working field.

Regarding the dissemination of research outcomes, the online questionnaire listed a number of organisations and networks, such as scientific communities (e.g. EASS, Measure¹⁸, EASM), sport umbrella organisations (e.g. ENGSO, ISCA, TAFISA), special interest groups (e.g. EFPM, FARE), ‘think-tanks’ (e.g. Sport & Citizenship, Play the Game), and European agencies such as FRA (see Chapter 2). Most of these were also mentioned by experts interviewed and/or present at the workshop in October 2012. Most of these organisations or networks focus on debating outcomes and issues with their own ‘members’. They organise annual meetings, conferences and workshops, and sometimes also issue journals or newsletters. A considerable part of their activities remain largely invisible to outsiders, people that are not actively searching and that are not involved in these networks. Appendix B gives an overview of networks (and organisations) having a focus on social aspects of sport.

Good practices

The interviewed experts were also asked for good practices with regard to the dissemination of knowledge. A considerable number of interviewees mentioned the Eurobarometer as a good practice regarding the reporting of cross-national sport participation data. Other examples include: the *resources centres of the French Ministry of Sport*¹⁹, the *Sport development programme* in Germany, the *Active People Survey* in the UK, outcomes from EU projects financed under the *Preparatory Actions in the field of sport*, the *MOVE project* (ISCA), and Eurofoundation's EQLS-website. With regard to ‘education and training’ references were made to EOSE’s Lifelong Learning Strategy (7 Steps model) and projects such as Golf Stand and VSPORT+.

Countries such as Germany, Switzerland, Belgium and the Netherlands collect data with regard to sport infrastructure and sport clubs (management, finances etc.) and have best practices for disseminating outcomes that other countries may want to follow (such as the Dutch *Report on Sport* series (2003, 2006, 2008, 2010) or the Swiss Observatory²⁰).

¹⁸ MEASURE, standing for *Meeting for European Sport Participation and Sport Culture Research* – an expert group, initiated by the Mulier Institute and the University of Leuven, with representatives from the EU27 – contributes to the understanding of differences in sport participation. It works in close contact with European organisations and networks active in the field of sport (such as EASS, Play the Game and ISCA).

¹⁹ (1) The outdoor sports resource centre, (2) the sport and disability resource centre and (3) the education, diversity and citizenship centre.

²⁰ <http://www.sportobs.ch/startseite.html?&L=2>

However, in general, the number of good practices identified remained limited. The best practices were mainly related to the expert's own country. This indicates that the current dissemination of knowledge/best practices can be improved. Although there are a lot of networks, there is a lack of a good cooperation between these networks and a central place (i.e. institution, organisation or website) where information can be obtained. A comment often made during the interviews was that information on social aspects of sport was too fragmented.

Contribution to a future sport monitoring function

Many of the interviewed organisations and the experts that filled out the online questionnaire stated a willingness to contribute to a future sport monitoring process. Research organisations and policy organisations share a general understanding that things should change for the better, and also expressed an interest in a future monitoring function.

For example EASS offers to provide a free access database for collecting international statistical and empirical contributions. At the same time, EASS stated that they could promote an international overview on (i) public policies on sport and (ii) good social practices regarding the European sports voluntary system. Organisations such as Idan/Play the Game, ISCA, Sport and Citizenship, offered to play a role in a possible monitoring function, especially the dissemination of outcomes of studies undertaken by academics and statisticians (as well as the interplay between these groups and policy-makers). Also representatives of EASM and Association Sport and the EU expressed their willingness to contribute to a future sport monitoring function.

Currently, most existing networks are one dimensional. More attention should be paid to the dissemination of knowledge between them. They will benefit from cooperating with each other, resulting in a better interpretation of research outcomes and a better link between policy and practice.

3.4 Conclusion

In this chapter it was shown that social aspects of sports cover a diverse spectrum of topics. However, enhancing sport participation is central to most of the issues within this field, and is one of the most prominent targets of sport policy all over Europe. Many stakeholders share a large interest in raising sport participation levels and in designing more effective policies to reach this goal.

Based on the mapping exercise and the interviews conducted, it can be concluded that several data sources on sport exist at the EU level. However, it appears that the sport sector does not make full use of existing possibilities in gathering data on sport. In most EU-wide data collections, sport is added on an ad-hoc basis and most of the time does not address the most substantial social aspects and the needs of the field. In order to fully benefit from existing data opportunities, a more structured approach to obtaining data is called for. At the national level, most EU MS have information on sport participation. However, not all MS can currently monitor trends. National data are currently not comparable between countries, due to differing definitions and methodologies.

According to the results from the online survey and the interviews, although networks seem to function well, their impact can be improved if cooperation is stimulated and policy and research are more in touch.

Only a limited number of good practices, regarding the gathering and dissemination of information on social aspects of sport could be mentioned by the interviewed experts. The best practices were mainly related to the expert's own country, indicating that the current dissemination of knowledge and best practices can be significantly improved.

To develop a solid evidence base for social aspect of sport, more investment in data collection and dissemination is necessary. Sport is socially significant, yet sport is also troubled by social inequality, intolerance and challenges for good governance. A sport monitoring function in the EU would be beneficial in helping to develop evidence-based policies.

4. Sport and health

This chapter focuses on sport and health. Three research themes have been identified as relevant for this field: health enhancing physical activity (HEPA), sport injuries and doping. The main focus in this chapter is on HEPA, which according to the experts who filled in the online questionnaire is the most important topic (Chapter 2). Section 4.2 gives an overview of the main issues in these fields and the organisations involved. Section 4.3 focuses on the existing surveys and datasets. Section 4.4 addresses the dissemination of knowledge by giving information on networks, websites and good practices. Section 4.5 gives the main conclusions focusing on barriers and opportunities for setting up a sport monitoring function in the EU on health and sport.

4.1 Main substantial issues in this field and organisations involved

Health-enhancing physical activity (HEPA)

The importance of HEPA has long been recognised by EU policy makers. An EU Working Group (WG) on Sport & Health was set up in 2006 to improve coordination, help to develop new initiatives, and contribute to the exchange of information on best practices. In 2007, the White Paper on nutrition, overweight and obesity (European Commission, 2007) outlined the Commission's belief that the MS and the EU "must take pro-active steps to reverse the decline in physical activity levels in recent decades". The 2007 White Paper on Sport also emphasised the importance of enhancing public health through physical activity, and proposed the development of new EU Physical Activity Guidelines (EU PA GL), which were endorsed by the Sport Ministers informally in 2008. The EU PA GL consist of 41 guidelines recommending how policies and practices can be used to make it easier for citizens to be physically active as part of their daily lives. In 2011, the Commission Communication *Developing the European Dimension in Sport*, acknowledged physical activity to be one of the most important health determinants in modern society and sport to be a fundamental part of any public policy approach to increase physical activity. In May 2011, the Council, in its *Resolution on an EU Work Plan for Sport*, endorsed the themes identified in the Communication and the White Paper and decided to give priority to a number of them, including HEPA (Europolitics, 2011). An EU Expert Group on Sport, Health and Participation was formally set up by the Council and tasked to identify suitable measures to implement this action by mid-2013.

According to the chairman of the HEPA Europe steering committee, one of the key players regarding HEPA is the World Health Organization (WHO), the specialised agency of the United Nations created in 1948 with the primary responsibility for international health matters and public health. Generally, WHO focuses on HEPA, including sport and active mobility (transport related physical activity). It covers all kinds of bodily movement that is considered as 'health enhancing'. The WHO Regional Office for Europe (WHO/Europe) is one of six regional offices throughout the world, each with its own programme geared to the particular health conditions of the countries it serves. WHO/Europe serves the WHO European Region, which comprises 53 countries, covering a vast geographical region from the Atlantic to the Pacific oceans. WHO/Europe collaborates with a range of public health stakeholders in the region and globally,

to ensure that coordinated action is taken to develop and implement efficient health policies and to strengthen health systems (<http://www.who.int/en/>).

Sport injuries

From the desk research, it can be concluded that the key player regarding sport injuries is the European Association for Injury Prevention and Safety Promotion (EuroSafe). This network consists of 40 institutional members representing health and safety agencies, research bodies, private sector organisations such as insurance agencies, and civil society organisations (Eurosafe, 2012). The objective is the prevention of injuries in general and particularly in the field of accidents in and around home, leisure, and in traffic. The network has a lot of expertise on implementation. The implementation is mainly at a national government level. All countries of the European Union and the countries from the European Free Trade Association (EFTA) are represented in the EuroSafe network. Sport injuries largely contribute to injuries in and around the house. Therefore, sport injuries are an important focus within the EuroSafe network. The main objective of EuroSafe is to develop a network and bring people together within a sport. EuroSafe also identifies injury problems within a sport and gives advice to sport associations about prevention programmes.

According to EuroSafe, there is a lot of expertise regarding injury prevention (mainly treatment-oriented, and to some extent also prevention-oriented). The level of expertise differs between sports. The level is high in football, ice skating and skiing. However, other sport federations are less enthusiastic to work on injury prevention. Sport organisations often see injuries as a possible element of negative publicity for their sport. The aspect of quality improvement (through prevention) is insufficiently acknowledged as responsibility of an association. Sport associations often have other priorities than sport injury prevention.

Doping

Doping is the third research theme identified as relevant for the field of sport and health. The study focused solely on doping in recreational sports. Doping in elite sport is outside the scope of this report. Desk research showed the European Health and Fitness Association (EHFA) to be the main player regarding monitoring doping in amateur sports, more specifically in the fitness industry. EHFA is a not-for profit organisation representing both the public and private fitness sector. EHFA has operated since 2001 and emerged out of the successful European Network of Fitness Associations that was established in 1996. With its objective to get “More people, More active, More often”, EHFA is looking for possibilities to cooperate with organisations that promote physical activity in Europe. EHFA basically aims at gathering and disseminating information and doing research. EHFA informs their stakeholders in the European fitness sector as well as the EU MS and the COM (DG EAC, DG EMPL, DG SANCO, and DG RTD).

The basis of EHFA is largely driven by trying to help to professionalise the fitness sector, bringing people together and establishing levels of best practice. EHFA has benefitted from a number of EU funded projects to develop standards which define the qualification and certification for exercise professionals. EHFA is also associated with research to HEPA. Recently, EHFA finished a project entitled *Fitness Against Doping*, which was co-funded by the European Commission under the 2010 Preparatory Action in the field of sport (EHFA, 2012).

4.2 Data gathering

This section gives an overview of the existing European data sets on the three issues that we distinguished, their strengths and weaknesses, and the organisations and countries involved. More in depth description of the data on HEPA, sport injuries and doping can be found in Appendix C and Appendix E.

Health-enhancing physical activity

Many countries have already developed national physical activity policies and action plans. WHO/Europe has collected them in a European database on nutrition, obesity and physical activity (NOPA). NOPA is an internet-based information and reporting system to describe and monitor policy progress in diet, nutrition and physical activity in the fight against obesity. One of the aims of NOPA is to give an overview of the existing national and European HEPA monitors that are used to monitor physical activity in EU MS.

A total of ten international data sets in the EU are described in NOPA including five different Eurobarometer surveys (Eurobarometer 58.2. Special Eurobarometer 183.6: Physical activity; Eurobarometer 62. Special Eurobarometer 213: The citizens of the EU and sport; Eurobarometer 64.3. Special Eurobarometer 246: Health and food; Eurobarometer 67.3. Special Eurobarometer 283: Health and long-term care in the EU; Eurobarometer 72.3 Special Eurobarometer 334: Sport and physical activity). The Eurobarometer results are published by the Public Opinion Analysis Sector of the European Commission Directorate-General Communication. The mapping exercise showed that one of the disadvantages of the Eurobarometer is that the samples are low (1,000 people per country) and the number of questions is limited. There is a trade-off between the amount of information asked and the willingness of participants to cooperate (see Chapter 3).

The European Health Interview Surveys (EHIS) managed by Eurostat might also be extended with questions about sport participation and injuries. The EHIS is planned to be held every five years with the first round taking place in 2007/2009 in all the EU MS. It will include common survey modules and the Mini European Health Module implemented in the (annual) EU-SILC (Statistics on Income and Living Conditions) also managed by Eurostat. This is actually used to calculate the structural indicator Healthy Life Years (European Commission, 2012:2).

The NOPA database compiles information for the WHO European Member States to monitor policy progress in nutrition, diet, physical activity and obesity. The information per country contains national and subnational (regional) surveillance data, policy documents, action to implement policy and examples of good practice in programmes and interventions. As a monitoring tool, the NOPA database should stimulate policy makers to identify gaps and needs in data collection and policy development, or to show progress in their fight against obesity.

According to WHO/Europe, the NOPA database contains information on policy documents in the 53 Member States in the WHO European Region. It will be continuously updated and expanded with data on nutritional status, food consumption, nutrient intake, physical activity levels and policy implementation in each country.

One issue with the data on physical activity and sport is their comparability between countries. WHO/Europe collaborates with a range of public health stakeholders in the region. WHO/Europe emphasised that the information which the WHO receives is very diverse (different age groups, different settings, self-reported data etc.). To tackle this problem, WHO organised two workshops to discuss the methodology of dietary intake and physical activity surveys and data comparability issues. These workshops took place in 2009 in Zurich and in Copenhagen (WHO, 2009:1 and WHO, 2009:2). The scope and purpose of the workshops was to provide an overview of available national and international data on physical activity behaviour, to identify the main challenges to be further addressed, and to identify a list of indicators for inclusion in a database for comparing physical activity patterns and levels among all population groups across Europe. The workshop identified the following challenges regarding the surveillance of physical activity in EU countries:

- the use of non-standardised instruments in national surveys (although time-series data are often available);
- considerations regarding switching to standardised instruments (IPAQ or the Global Physical Activity Questionnaire, GPAQ) with loss of time-series data;
- the use of different definitions of physical activity as well as recommendations on sufficient physical activity for health;
- a lack of comparability of physical activity/inactivity measurements within and across countries;
- difficulties in comparing time-series data from existing European surveys;
- the fact that standardised instruments are often not applied or analysed according to protocol;
- and considerations regarding comparability with other world regions (IPAQ versus GPAQ).

The interviews (Appendix G) showed that these challenges still exist three years later. Lack of comparability of physical activity/inactivity measurements within and across countries and difficulties in comparing time-series data from existing European surveys still considerably hinder monitoring physical activity in the EU. The chairman of the HEPA Europe steering committee stressed the importance to establish consensus for a survey that can be conducted on a large scale. One good practice is the International Physical Activity Questionnaire (IPAQ) measuring HEPA in populations. The questionnaire is designed specifically for adults (18–65 years old) and consists of four domains: (1) transportation, (2) work, (3) household and gardening tasks and (4) leisure time, including exercise and sport participation. Twelve countries participated in an evaluation of both the reliability and validity of the instrument.

Sport injuries

The mapping exercise showed that different databases regarding injuries exist in the EU. In Appendix C an overview is given of these sport injury databases. According to the Secretary General of EuroSafe, the primary database in the field of sports injuries is the EU Injury Database (IDB) (European Commission, 2012:1). The aims of the IDB are mapping injury problems, generating support for policy and monitoring effects of policy. Data of 13 countries are available. The IDB registers injuries of patients receiving treatment at the emergency departments in hospitals. The registration is based on 'The International Classification of Diseases', version 10 (ICD 10). Results from the mapping exercise indicate that the strength of the database lies in the fact that comparability over time and between countries is high due to the use of standardised data collection. One weakness is that data collection is conducted by

emergency departments in hospitals. This means that only severe injuries are recorded. In the Netherlands for example, only 11% of the injuries are treated at the emergency department (Rijksinstituut voor Volksgezondheid en Milieu, 2012). So there is no EU information available regarding all sport injuries.

The other weakness is that there are differences in the organisation of health care in different European countries. For example the accessibility of general practitioners is different. Therefore the injuries might be recorded differently between the countries. EuroSafe is aiming to create a permanent IDB registration system in the EU in 2013.

As stated before, the level of expertise regarding injuries and injury prevention differs between sports. In one of the interviews, the chairman of the UEFA and FIFA medical committee stated that the level of medical expertise is high in football. The UEFA study is an ongoing injury study in its ninth season. A solid database has been constructed which offers sufficient information for comparisons to be made and trends to be detected. The dataset provides information that is needed by FIFA and UEFA. The strength of the study lies in the fact that the design follows the consensus on definitions and data collection procedures in studies of football injuries outlined by FIFA and UEFA. Therefore, the level of comparability over time and between countries is high. A weakness is that data collection focusses on elite football players. Therefore, no information is available on injuries at amateur level. This might be of interest due to the fact that worldwide amateur football is the most popular sport and therefore injuries have a high contribution to the total costs associated with absence of work and medical treatment (Schmikli et al., 2009).

Researchers of the UEFA study closely collaborate with the Oslo Sports Trauma Research Center (OSTRC). The OSTRC uses several sport specific surveys in their research with a particular focus on football, team handball, and alpine skiing/snowboarding, and on the most common and serious injury types. According to experts in the field, the OSTRC is the leading organisation in the EU concerning research on injuries in specific sport types. However, the OSTRC does not record injury data on an overall population level.

One of the studies that focused on injuries on a population level is the database on injuries and physical activities in the Netherlands (OBiN). Since 2000, a continuous monitor has been carried out including more than 10,000 respondents every year. According to EuroSafe, OBiN can be seen as a best practice. Strengths of the database are the large samples and the large time-series. One of the weaknesses is that injury registration is based on self-reported data and not on expertise from a medical doctor or physiotherapist. Eurosafe stated that there is no such database in other EU countries. The registrations in Germany, Austria and Switzerland via the insurance companies are valuable. However, there is no consensus regarding the data collection. In Switzerland for example, physical activity and injuries are registered within the entire population, including non-athletes. In Germany injuries are registered only in people who are members of sport federations. According to Eurosafe, the COM should invest regularly in survey research such as OBiN. It must also be as carefully designed as OBiN.

Doping

Appendix C gives an overview of the databases regarding doping in amateur sport. According to the information available, only one large scale study was conducted on an international level, namely the fitness against doping survey for consumers headed by EHFA (2012). Countries covered were Bulgaria, Denmark, Germany, Hungary, Portugal, Poland, Switzerland, The Netherlands, and the UK. This is the largest research of its kind so far. However there was only one data collection, taking into account one specific sport, and therefore comparability over time is not possible.

A total of seven databases exist on a national level (the Netherlands (2x), Denmark, Germany, the United Kingdom, Sweden and Cyprus). In six out of these seven national surveys only one data collection has taken place and therefore comparability over time is not possible. Furthermore in one survey (Denmark) testing was targeted towards suspicious individuals, and therefore population projections cannot be made from these figures. In addition, in one study (Sweden), the questionnaire was distributed only to those training with weights (free weights or machines) at the actual gym, not to those taking part in aerobic training or other types of exercise at the gym. According to the Anti-doping Authority Netherlands, the Dutch National Prevalence Study is the only population-based monitor in the EU. It uses a sample of the overall Dutch population. Unfortunately, comparison with other countries is not possible.

4.3 Dissemination of knowledge (networks, websites, good practices)

This section gives an overview of the way that research findings are currently being disseminated (via networks and websites), organisations and networks currently involved in this dissemination, and best practices.

Health enhancing physical activity

Based on the results of the questionnaire, it can be concluded that the most important network concerning health-enhancing physical activity is HEPA Europe (European network for the promotion of health-enhancing physical activity). HEPA Europe is a collaborative network which works for better health through physical activity among all people in the WHO European Region, by strengthening and supporting efforts to increase participation and improve the conditions for healthy lifestyles. WHO Europe closely collaborates with the network, consistent with the goals of its program on transport and health that include the promotion of physical activity as a healthy means for sustainable transport (WHO, 2012).

Secondly, the International Society for Physical Activity and Health (ISPAH) has been mentioned as an important network. ISPAH is an international professional society of individual members who are interested in advancing the science and practice of physical activity and health (ISPAH, 2012). HEPA Europe is one of the members of ISPAH. Other members are amongst others the Physical Activity Network of the Americas (RAFA-PANA), Asia Pacific Physical Activity Network and African Physical Activity Network. HEPA Europe consists of a large number of international partners and thereby creating a European network on physical activity. Important reports are published on the HEPA website or the website of the World Health Organisation.

Thirdly, the Association For International Sport for All (TAFISA) can be seen as one of the key sport organisations focusing on HEPA. The mission of TAFISA is to achieve an Active World by globally promoting and facilitating access for every person to Sport for All and physical activity. TAFISA Europe, the officially recognised regional body of its umbrella body TAFISA, is an informal platform for Europe. Its primary objectives are to 1) provide programmes and events for members and citizens, including physical activity events, educational programmes and networking events; 2) provide European networking and experience transfer platforms; and 3) lobby across Europe for sport for all and physical activity and assume political leadership.

Finally, the International Sport and Culture Association (ISCA) has been recognised as an important umbrella organisation and a global platform open to organisations working within the field of sport for all, recreational sports and physical activity. ISCA is closely cooperating with its 130 member organisations, international NGOs, and public and private sector stakeholders. Its 40 million individual members from 65 countries represent a diverse group of people active within youth, sport and cultural activities.

As mentioned before, WHO/Europe has set up a database on nutrition, obesity and physical activity (NOPA), which can be seen as a best practice for dissemination of knowledge. The database consists of four primary sources: surveillance, national policies and actions, good practices, and status of key commitment.

Sport injuries

As stated before, the key player regarding sport injuries is the European Association for Injury Prevention and Safety Promotion (EuroSafe). This network consists of 40 institutional members and in some cases governmental organisations are involved. The primary database for EuroSafe in the field of sports injuries is the EU Injury Database (IDB). According to the Anti-Doping Authority the Netherlands, this is the only transnational database.

Doping

The European Health and Fitness Association (EHFA) is the main organisation with regard to doping in recreational sports. EHFA is a not-for profit organisation representing both the public and private fitness sector. EHFA basically aims at gathering and disseminating information and doing research. Recently EHFA's project 'Fitness Against Doping' was finalised. This project, in which more than 10,000 people participated, gives an insight in doping practices throughout the EU. The structure in the UK, Germany, the Netherlands, Denmark and Sweden was reported to be pretty good, as opposed to structures in central and southern European countries. According to EHFA, it is difficult to collect data of high quality from all EU MS; some of the information is quite accurate, because of good data collection, but a lot of the information so far has to remain a bit of a guess. EHFA itself also collects data. Given that the fitness sector is a rather new sector, the structures required for research are not very robust yet.

4.4 Conclusion

This section gives a summary of main findings and conclusions regarding the three themes: HEPA, sport injuries and doping. Organisations involved, databases, networks and good practices are discussed and recommendations on a future sport monitor are given.

Health-enhancing physical activity

The key player regarding HEPA is the World Health Organisation (WHO). WHO/Europe has set up a European database on nutrition, obesity and physical activity (NOPA). A recent study emphasised that the NOPA database needs continuous updating to preserve its high value as information repository, as most of the information was collected in 2009 and 2010. A total of ten international monitors in the EU are described in NOPA including five different Eurobarometer surveys. However, the problem with the current Eurobarometers is that the samples are low (1000 people per country) and the number of questions are limited.

A general issue with the data on physical activity and sport is their comparability between countries. The information WHO receives is very diverse (different age groups, different settings, self-reported data etc). A good example of a standardised questionnaire is the International Physical Activity Questionnaire (IPAQ), which measures HEPA in populations, although the validity of such questionnaires in cross-cultural comparisons remains a problem. The most important network concerning HEPA is HEPA Europe (European network for the promotion of health-enhancing physical activity).

Sport injuries

The key player regarding sport injuries is the European Association for Injury Prevention and Safety Promotion (EuroSafe). This network consists of 40 institutional members and in some cases governmental organisations are involved. The primary database for EuroSafe in the field of sports injuries is the EU Injury Database (IDB). To our knowledge, this is the only transnational database. Two weaknesses are mentioned. Fieldwork is done by emergency departments in hospitals. This means that only severe injuries are recorded. Another problem that the IDB faces is that there are differences in the organisation of health care in different European countries. Secondly, the monitor on injuries and physical activities in the Netherlands (OBiN) can be seen as a best practice. Strengths of this database are the large samples and the large time-series. One of the weaknesses is that injury registration is based on self-reported data and not on expertise from a medical doctor or physiotherapist.

One of the issues regarding sport injuries is that there is no consensus between experts in terms of opinion and attitude towards sports injuries. Furthermore, the level of expertise differs between sports. The level is high in football, ice skating and skiing. Other sports organisations often see injuries as a possible element of negative publicity for their sport and have other priorities than sport injury prevention.

Doping

The European Health and Fitness Association (EHFA) is the key player regarding monitoring in the fitness branch. EHFA basically aims at gathering and disseminating information and doing research. Comparable and sound information on doping in amateur sports and fitness in the EU is scarce. Recently, EHFA has finished the project ‘Fitness Against Doping’ (FAD). It gave an insight in doping practices throughout the EU. Countries covered are Bulgaria, Denmark, Germany, Hungary, Portugal, Poland, Switzerland, the Netherlands, and the UK. This is the largest research of its kind so far, however only one data collection wave has taken place and therefore comparability over time is not possible.

Conclusion

For the area of sport and health, it can be concluded that there is a need for a sport monitoring function in the EU. The problem with the current data sets is that it is hard to compare the data from different countries due to different participants, questions and study designs. Therefore standardisation is very important to have the possibility to benchmark the situation in the EU MS. Furthermore, it should be stressed that sport has a broad connotation in this respect and should include all aspects of physical activity. It is important to establish consensus for a survey that can be conducted on a large scale. Important characteristics of this new survey are: easy to use, reliable and short. Much work has been done and being done on developing standardised measuring instruments (e.g. IPAQ), but the validity of cross-cultural comparisons still needs further research. The existing networks and organisations (e.g. HEPA Europe, Eurosafe and EHFA) are willing to and can play an important role with regards to sport monitoring in the EU. The three networks and organisations consist of partners from different European countries enabling a large network in a short period of time.

5. Economic aspects of sport

It is widely recognised that sport is now a significant sector of economic activity. Terms such as the 'sports industry' or the 'sports business' are now used regularly at national and, increasingly, international level. What is less certain is what is meant by these terms. In some discussions, particularly in the United States, the sports business refers mainly to the major professional team sports that generate vast income through sponsorship, payments for broadcasting rights, and income from paying spectators. In the European context, the sport industry is much broader and encompasses businesses involved in supplying goods and services across the whole of sport including those for mass participation sport.

Unlike the areas of social and health aspects of sport, economic aspects of sport have been relatively neglected by governments in MS. This is mainly because economic data on the sport sector is not visible in MS' national accounts. It takes a considerable amount of analysis to break down categories of the national accounts into sport-related components. As a result data on economic aspects of sport is much less available than data related to health and social aspects. There is simply not the wide variety of data available on the economic aspects as in the other two areas. In addition, within the economic domain, there is much more reliance on secondary analysis of existing data (mainly from statistical offices) than in the other two domains, where primary data collection is a prime concern.

This chapter therefore will look substantially different than those on social and health aspects of sport. The economic data that is available is largely there because of initiatives by European organisations, initially in the 1980s by the Council of Europe and more recently by the European Union. The chapter will focus on the development of economic data on sport generated by these European initiatives. These initiatives are described in the next section.

5.1 Main substantial issues in this field and organisations involved

Many European countries first tried to estimate the economic importance of sport in the 1980s as part of a coordinated Council of Europe project (Jones, 1989). Belgium, Denmark, Finland, France, Germany, the Netherlands, and the UK all carried out economic importance of sport studies as part of this project in the 1980s with some of these countries repeating the exercise in the 1990s (Andreff, 1994). Within these countries for the first time sport was shown to be an important part of the national economy accounting for between 1% and 2% of both GDP and employment. Given the economic importance of sport, some governments continued to update their economic importance of sport studies. The UK, for example, having carried out studies in 1985 and 1990 as part of the Council of Europe project also carried studies for 1995, 1998, 2001, and 2004. These showed that the share of GDP and employment accounted for by sport rose steadily from 1985 to 2004.

However, in these studies, the overall definition of sport and the methodology used to estimate its importance varied from country to country which meant that it was not possible to make meaningful international comparisons. These studies proved an important first step in

establishing the importance of sport economically but were not useful in comparing one country with another.

None of these early studies had used the satellite account methodology to estimate the economic importance of sport. However, this methodology became the centre of a new European initiative in the economics of sport which began in 2006.

In its 2007 White Paper on Sport, the European Commission announced that “in close cooperation with the MS, it will seek to develop a European statistical method for measuring the economic impact of sport as a basis for national statistical accounts for sport, which could lead in time to a European satellite account for sport.”

Prior to this his announcement there was an initiative of the Austrian EU Presidency in 2006 to develop a framework for sport satellite accounts (SSAs) and to establish an EU Working Group on Sport and Economics (WG)²¹.

The decision to set up the WG was taken by EU Sport Directors at their meeting in Vienna in March 2006, as an initiative of the Austrian Presidency. The first meeting of the group took place in Vienna on 27 and 28 September 2006 at the invitation of the Austrian authorities.

There was consensus in Vienna that the activities of the WG would have three main purposes:

- (i) To measure the sport sector as a percentage of GDP and the effects of sport on employment, value added, and purchasing power in the MS as well as at EU level;
- (ii) To measure the dynamics of the sport sector over time;
- (iii) To have reliable data as a basis for future decision-making with a bearing on the sport sector.

In most EU MS, the contribution of sport to the economy is still greatly underestimated. Basic statistical publications of many MS contain no information on the sport sector at all, yet studies indicate that sport makes a considerable and growing contribution to European economies. Since national statistics focus on a small fraction of what is generally understood as sport, the contribution of sectors other than those covered are generally left unaccounted for. For instance, sport-related value added plays an important role in retail trade and tourism. This implies a discrepancy of country-specific magnitude between the statistically covered economic sport sector and the common understanding of sport activities. For this reason, the WG set out to encourage both MS and the EU as a whole to have better economic and statistical data on sport

²¹ The WG consists of experts (i.e. statisticians and economists) from different European countries. In 2011, the WG was replaced by an Expert Group on Sport Statistics. Eurostat was/is not directly involved in neither. Within Eurostat, there is a Working Group on Structural Business Statistics (i.e. statistics on Europe's economic markets), but there are no formal connections with the other initiatives.

at their disposal. To achieve this aim, it was decided that it would be useful to set up an SSA in each of the MS and, at a later stage, at EU level.

Further meetings of the WG took place and as a result of these meetings a common methodology for creating an SSA was developed, and six countries (Austria, Cyprus, Germany, the Netherlands, Poland and the UK) agreed to fund research to produce a sport satellite account. Five countries have so far completed the process: Austria, Cyprus, the Netherlands, Poland, and the UK.

Definition of sport for economic purposes

At the fourth EU workshop in Vilnius, consensus was reached on the definition of sport. This is referred to as '**the Vilnius definition of sport**'. The following section is reproduced from the WG policy paper on satellite accounts for sport, which describes the Vilnius definition of sport.

"At the European level, economic activities are measured within a specific statistical nomenclature called NACE. NACE category 92.6 "Sporting Activities" refers only to a small part of the sport sector. This category includes sport facilities such as swimming pools and professional sport organisations. The EU Working Group on Sport and Economics has termed this category the '**statistical definition of sport**'. However, to limit the sport sector to this category is quite arbitrary from an economic point of view. Another, conceptually better, definition of the economic sport sector encompasses all industries which produce goods that are necessary to perform sport. Besides sport facilities, this classification includes, for example, manufacturing of sport shoes and tennis rackets. The latter definition is referred to as the '**narrow definition of sport**'. In addition, the so-called '**broad definition of sport**' includes not only the statistical definition and the narrow definition, but also relevant parts of the industries for which sport is an important input for their production processes, e.g. television broadcasting."

After an examination of the Classification of Economic Activities in the European Community (NACE), the WG decided which categories or sub-categories were fully or partly related to sports and the definition they belong to. In the third meeting (May 2007), the Classification of Products by Activity 2002 (CPA 2002) was used. The CPA relates directly to the classification structure under NACE (Rev. 1). Specifically, the first four digits are identical. Given the fact that the CPA is a highly segregated classification of products, its use can provide further guidance in identifying and estimating the sport-related element of every NACE category.

In parallel to the employment of the CPA, the consumption of sport goods and services of every CPA category was distinguished between intermediate and final. The former relates to raw materials in the production process, while the latter refers mainly to household or public consumption, capital formation, and exports.

What is a sport satellite account (SSA)?

The WG policy paper on SSAs describes what such an account is and the rationale for having one. A satellite account system is an extension of the system of national accounts. National Accounts are essential for economic policy, for they not only form the basis of the most

important economic indicators, but they are also a means to ensure international comparability, coherence, and coordination.

A satellite account system is specifically aimed at subjects, themes, or sectors of the economy, which are not observable in the traditional system of national accounts, because they do not correspond to a specific statistically delineated economic activity. In other words, a satellite account system is a robust statistical framework for measuring the economic importance of a specific industry, e.g. the sport sector, within the national economy.

The Vilnius definition of sport applied to the system of national accounts forms the basis for the SSA. By using the methodology of satellite accounts, the advantages of the core system of national accounts are retained.

It should be made clear that not all sport-related economic activity is recorded in the national accounts and the SSA. In the social aspects of sport chapter the importance of volunteering to sport was emphasised. However, the national accounts only include those activities where an economic transaction takes place. Thus if a sport club employs a barman to run the bar or a grounds man to cut the grass these jobs and the income generated and expenditure incurred will be included in the national accounts. However, if a member of the club volunteers to serve on the bar or to cut the grass without payment then these activities will not be included as there is no explicit income and expenditure associated with the activities. For most European economies sport is the highest area of volunteering. However, none of this volunteer labour activity will be included in either the national accounts or the sport satellite account. Thus any estimate of the economic contribution of sport will underestimate the true resource commitment to sport in the economy.

Satellite accounts illustrate a very detailed methodology for measuring the size of the economic activity generated by the industry they examine. This is done by preserving consistency with the national accounts. Together with the common definition of sport (the Vilnius definition), the adoption of the SSA methodology has dealt with the disadvantages of the approach taken in the 1980s to measure the economic importance of sport in European countries. The SSA will be consistent across European countries due to a consensus on the definition of the sport industry. This implies an agreement on which economic sectors, categories, and sub-categories are sport-related. There is also agreement on the approach taken to measure sport's economic importance, the SSA.

Multi-region input-output model for all 27 EU Member States

A new study was commissioned by the European Commission in 2011 to analyse the contribution of sport to economic growth and employment across the 27 MS of the EU and for the EU as a whole. This study was completed in November 2012²² and provides estimates of sports contribution to GDP and employment for each of the 27 EU MS and for the EU as a whole.

²² http://ec.europa.eu/sport/news/20121119-study-contrib-sport-economic-growth_en.htm

The approach taken was consistent with the national SSAs described above. The Vilnius definition of sport was used and the underlying methodology was similar to setting up a sport satellite account for each of the 27 MS. These were linked together into a multi-region input output model where each country effectively is treated as a region of the EU. The approach is highly technical and sophisticated in economic terms and is one of the most ambitious projects ever attempted in sports economics research.

Grassroots funding for sport across the EU

A study commissioned by the European Commission estimated the funding for grassroots sport in all 27 MS. It was published in June 2011 (European Commission, 2011). It looks at funding from national government, local government, and other sources, which for many countries is mainly from either a levy on gambling or revenue from a national lottery. There is no relationship between this study and any of the other studies mentioned before.

5.2 Data gathering

Thus there is a much more limited availability of data on economic aspects of sport in Europe than there is on social or health aspects. There are effectively four sources of data on economic aspects of sport in the EU:

- studies carried out in Belgium, Denmark, Finland, France, Germany, the Netherlands, and the UK in the 1980s with some of these countries repeating the exercise in the 1990s (e.g. UK, the Netherlands);
- national studies carried out since 2008 in Austria, Cyprus, the Netherlands, Poland and the UK using the SSA methodology and a common definition of sport, with Germany about to complete the study. Thus in the near future six European countries will have national SSAs which will highlight sport's contribution to value added and employment in each country;
- a study measuring the contribution of sport to economic growth and employment across the 27 MS of the EU and for the EU as a whole.
- a study of grassroots funding for sport in the 27 MS.

Eurostat does not collect data on economic aspects of data on a structural basis. Labour Force Surveys generate some insights on employment in sport industries, but these data are far from comprehensive and lack for example data on employment in sport policies within governments (e.g. education). In 2011, Eurostat undertook an attempt to gather national data on business statistics in the sport sector, but with only eight countries participating this effort proved not very satisfactory and also the data did not correspond with the Vilnius definition of sport (Eurostat, 2011).

Outside the domains of EU policies and EU statistics, consultants and economists publish on the economics of specific sub-sectors of the sport industry, for example professional football or the fitness industry. However, these are normally just for one country and when they are done by different agencies in different countries they are rarely internationally comparable.

Given the lack of a common definition of sport and a common methodology, the 1980s and 1990s studies are only relevant internally to each country because no international comparisons are possible. They are of limited relevance therefore to an EU monitoring function.

The national studies carried out since 2008 represent the best data available for monitoring the economic aspects of sport in individual MS and for making comparisons across them. These studies use the best data available nationally and the best economic expertise in estimating the sport-related components of aggregate economic categories of economic activity. These European studies are pioneering and put the Europe at the global leading edge of best practice in estimating economic aspects of sport. The only drawback is that only a limited number of EU countries will have these data for the foreseeable future.

The third area, the multi-country study, presents a consistent approach across all MS and provides estimates of economic aspects of sport for the whole EU. The disadvantage is that, for the six countries that have estimated their own national SSAs, the level of sport's contribution in value added and employment terms is not the same in the two approaches. The reasons for this are that the methodology of the multi-region input-output approach is not identical to the methodology used to produce a SSA for a single country. The data sources and the degree of expert knowledge also differ in the two approaches. Therefore the multi-region input-output model provides consistent comparative data across the 27 MS but should not be used as an indicator of the economic importance of sport for any single country. This could only be provided by a single country study.

It is not unusual for different approaches to yield different estimates. It is a similar position to the sport participation data in Eurobarometer and MS own national sport participation surveys (see Chapter 3).

Despite this problem the multi-country study represents the best data available for making comparisons across all MS and for providing estimates of economic aspects of sport for the EU as a whole.

Finally, the study of the funding of grassroots sport provides the best data available in this area for the 27 MS.

5.3 Dissemination of knowledge

In relation to the four sets of data referred to in 3.2 above, the dissemination of data on the economic aspects of sport is in a substantially worse state than is the case for data on the social and health aspects. Reports on the UK SSA study are available on the website of the UK's Department of Culture, Media and Sport²³. However, data from the studies for the other four countries are not openly available anywhere at this point in time, nor is the data from the multi-country study simply because it is so recent. The study on the funding of grassroots sport in the

²³ See <http://webarchive.nationalarchives.gov.uk> + http://www.culture.gov.uk/reference_library/publications/6599.aspx

EU is available on the EU website²⁴ but very difficult to find on that website. It can only really be found if the full name of the study and the name of the organisations involved in the research are known.

At this point in time there is relatively poor dissemination of existing knowledge on economic aspects of sport and there is a need for improved dissemination of the limited data available.

5.4 Conclusion

This chapter has identified the existence of three main datasets currently in existence on the economic aspects of sport in the EU, all of which allow meaningful cross-national comparisons across MS. These are: individual SSAs for six countries which will expand further in the future; a multi-region input-output model for the EU as a whole; and a dataset of funding for grassroots sport for all 27 MS. In the analysis of the online questionnaire returns in Chapter 2 it was shown that, on the economic dimension, respondents wanted more information in three areas: public and private funding of grassroots sport; macro-economic impact of sport; and employment of sport. By improving the dissemination of the three existing datasets it would be possible to meet the demands of those respondents.

²⁴ http://ec.europa.eu/internal_market/top_layer/services/sport/study_en.htm

6. Main findings

6.1 Overall findings

- At the national level, data are gathered mainly by national statistical offices and research agencies. Collection of data is guided by national standards and as a consequence differs between Member States (MS). There is limited knowledge exchange between MS and very limited awareness of good examples in other MS. Yet, MS indicate that being able to compare outcomes greatly enhances the value of national research. There is a clear need and desire to debate methodologies, share experiences and develop guidelines that can inform both national and EU research. In this respect, a two-phase model, starting off with MS that are willing and able to participate, and other MS being included in a later stage and/or involved passively, is considered useful.
- There are a few good national examples of overarching sport reports, covering the social, health and economic domains. The Dutch *Report on Sport* series (2003, 2006, 2008, 2010) is one of them, the German *Sport Development Report* (2009, 2011) another.
- At the EU level, there is not one pan-European dataset that covers all fields of sport. Nor is there a website, or a report, where the available information on sport in Europe (as a whole or in an individual MS) is stored centrally and made accessible for a broader audience, such as for example Eurostat's Pocket Book on Cultural Statistics. It is therefore not surprising that the vast majority of experts and stakeholders are unsatisfied with the availability of information at EU level. 64% of respondents believe that it is very important to improve sport monitoring. This holds true also for experts working at the national level (66%) and is even higher for experts who work at the transnational level (86%). The most important aspects of a future sport monitoring function are considered to be 'better data and figures on trends' and 'easier access to existing information'.
- Both at the EU level and at the national level, there appears to be broad support for improving sport monitoring in the EU. Currently, 82% of EU respondents find EU-wide information relevant for their work, 56% consider this to be 'very relevant'. Even at the national level, there is ample support for improving sport monitoring at the EU level (42% very relevant). Information on basic facts and figures is considered the most relevant.
- The three domains that were central to this study (social aspects of sport, sport and health, and economic aspects of sport) are deemed equally important as regards future monitoring.
- There are clear differences between these three areas. The economic area more than the other two relies on the secondary analysis of data put together by national statistical offices. For social aspects of sport and sport and health, the focus is more on debating and developing relevant standards and on designing effective policies for changing citizens' behaviour. Compared to the area of social aspects of sport, the area of sport and health is more advanced when it comes to collecting data, setting standards and publishing outcomes in databases and websites.
- Following the growing role of sport in EU policies, Eurostat is considering slowly taking up sport in its activities. However, developing a new statistical area is not possible without the broad support of MS and the cooperation with the national statistical offices. Already, Eurostat's current work offers possibilities that can contribute to the monitoring of sport in Europe. Moreover, budgetary constraints have to be taken into account.

- Stakeholders and networks in the field express great interest in the outcomes of an EU sport monitoring function, and are willing to contribute to its success (e.g. provide input, share data, help disseminate and debate outcomes). It is very important that a sport monitoring function addresses the needs of all actors in the field (politicians, stakeholders and researchers). It is also important that the outcomes of the monitoring role are recognised as coming from independent sources; that information becomes publicly available; and that it serves to assist policy-makers and stakeholders in their debates by providing a sound evidence-base.

6.2 Social aspects of sport

National level

- Social aspects of sport cover a broad range of topics. Of these, experts and stakeholders deem sport participation as being the most important (82%). This makes sense, as major benefits from sport (health, social) stem from being actively involved in sport. Also, much government spending on sport can be directly or indirectly attributed to policies aimed at raising levels of physical activity and sport participation. Following sport participation, sport infrastructure (64%), good governance, social inclusion and education (all 61%) are deemed most important. There is somewhat less interest in information on sport clubs (57%), volunteering (55%) and racism/violence (40%).
- Most MS have some basic data on sport participation (e.g. general participation, sport club membership, sport preferences). Information is lacking mostly in Central and Eastern European countries. Few countries have solid time trends. Due to differences in definitions and data collection methods, data on sport participation between MS cannot currently be compared. In addition, there is a clear need for more systematic research into the different national sport policies and their effectiveness.
- In the 1990s, important steps were taken towards establishing guidelines for measuring sport participation. These attempts ended when the funding for the project stopped (the ‘Compass project’). As regards sport infrastructure and sport clubs (management, finances etc.), a minority of countries (e.g. Germany, Switzerland, Belgium, the Netherlands) collect data and have best practices that other countries may want to follow. Information on volunteering and social inclusion is often included in sport participation research. Subjects such as ethnic diversity or homophobia remain difficult subjects to be tackled internationally, and demand further exchange of experiences.
- As regards the gathering and dissemination of information on social aspects of sport, only a limited number of good practices were mentioned. Best practices mentioned generally refer to respondent’s own countries. Good national data collection practices include, amongst others, the *resources centre of the French Ministry of Sport*, the *Sport Development Program* in Germany, and the *Active People Survey* in the UK.
- National data collections and ad-hoc projects are considered to be fruitful because they give interesting in depth insights into national practices.

Transnational / European level

- There is a high level of dissatisfaction with regard to the availability of data on social aspects of sport in the EU. There is a general need for providing relevant and reliable information on sport participation (basic facts, figures and trends) and for more information on specific groups, relevant to sport policies.
- As far as sport participation is concerned, the *Eurobarometer survey* is most often referred to. The *Eurobarometer* could be an instrument for continuous sport monitoring.

However, researchers note a considerable number of limitations to the *Eurobarometer* (e.g. small sample sizes, different interpretations, changes in questions asked).

- International research-projects such as the *International Social Survey Programme* (ISSP), the *European Values Study* (EVS) and the *European Social Survey* (ESS) offer possibilities for monitoring social aspects of sport. The same goes for some Eurostat surveys, most noticeably *SILC* (i.e. statistics on income and living conditions) and the *Harmonised European Time Use Survey* (HETUS). However, in these projects and surveys, sport is never a topic on its own and is usually added on an ad-hoc basis. While the scope for including sport-related questions appears to be limited the systematic inclusion of sport in these surveys needs to be followed more intensively.
- There is a clear need for a central place where basic information on social aspects of sport is collected and can be obtained. Quite a number of organisations and networks are involved in social aspects of sport. Most existing networks are rather one-dimensional, as they mainly consist of either researchers or policy-makers. Their communication is with a more or less fixed group of ‘members’, remaining somewhat invisible for outsiders. It appears that good communication and cooperation between these organisations and networks is lacking. Several organisations and networks have expressed willingness to contribute to a future sport monitoring function and to increase cooperation with other networks.

6.3 Sport and health

National level

- There is a definite need for a sport monitoring function in the EU with regard to health-enhancing physical activity (HEPA) (73%). Respondents to the questionnaire also showed interest in improving information on sport/physical activity within national health care systems (63%), and, to a lesser extent, in doping in amateur sport (42%) and on sport injuries (19%).
- The vast majority of MS collect data on HEPA. A total of 23 countries also gather basic data on sport injuries. Few MS focus on data collection of doping in amateur sport.

Transnational / European level

- WHO Europe has put together a European database on nutrition, obesity and physical activity (NOPA), describing available data and policies. Over time, the NOPA database has proven to be of great value. However, the database needs continuous updating to preserve its high value as an information repository, as most of the information was collected in 2009 and 2010.
- The NOPA database states five independent international HEPA monitors in the EU²⁵. In addition, five different Eurobarometer surveys²⁶ pay some attention to HEPA.

²⁵ FINBALT Health Monitor; Health Behaviour in School-aged Children (HBSC); World Health Survey; SHARE – Survey of Health, Ageing and Retirement in Europe; EHIS – European Health Interview Survey.

²⁶ Eurobarometer 58.2. Special Eurobarometer 183.6: Physical activity; Eurobarometer 62. Special Eurobarometer 213: The citizens of the EU and sport; Eurobarometer 64.3. Special Eurobarometer 246:

- Results from the mapping exercise and the interviews showed that comparability between countries is a major concern. Currently, levels of physical activity cannot be compared sensibly both within and across countries. It is important to establish consensus for a HEPA survey that can be conducted on a large scale. One good practice that was mentioned in the interviews is the International Physical Activity Questionnaire (IPAQ) measuring HEPA in populations.
- Basic (comparable) information on physical activity levels will be gathered in 2014 in Eurostat's European Health Interview Survey.
- As regards sport injuries, the mapping exercise showed that four databases²⁷ exist in the EU. The primary database in the field of sport injuries is the EU Injury Database (IDB), performed yearly and covering 23 EU countries. The leading organisation regarding sport injuries in Europe is the European Association for Injury Prevention and Safety Promotion (EuroSafe). As regards doping, one relevant project was found (including the 'fitness against doping survey'), headed by EHFA and involving nine MS; and financed by the 2010 Preparatory Action in the field of sport.
- According to experts and stakeholders, the key player regarding HEPA is the World Health Organization (WHO). The most important network concerning health-enhancing physical activity is HEPA Europe (European network for the promotion of health-enhancing physical activity).
- From the interviews with stakeholders, it can be concluded that the existing networks and organisations (e.g. HEPA Europe, Eurosaf) are willing to and can play an important role with regard to collecting and disseminating research outcomes.

6.4 Economic aspects of sport

National level

- Studies on the economic importance of sport were carried out in Belgium, Denmark, Finland, France, Germany, the Netherlands, and the UK in the 1980s with some of these countries repeating the exercise in the 1990s (e.g. UK, the Netherlands). Most of these studies are not accessible to researchers today, except the UK and Dutch studies which were published.
- National studies have been carried out since 2008 in Austria, Cyprus, the Netherlands, Poland and the UK using the Sport Satellite Account methodology (SSA) and a common definition of sport (the 'Vilnius Definition') developed by experts in the EU context. Germany will complete its SSA in April 2013. Thus in the near future, six European countries will have a national SSA providing data on sport's contribution to value added and employment in each country.
- Several other countries are intending to produce their own SSA. At the moment, there is some uncertainty as to how many and at what time. Outside of these developments, there is little or no publicly available data on the economic dimension of sport at national level for EU MS. For countries that do not produce an SSA, there is no comprehensive data on

Health and food; Eurobarometer 67.3. Special Eurobarometer 283: Health and long-term care in the EU; Eurobarometer 72.3 Special Eurobarometer 334: Sport and physical activity.

²⁷EU Injury Database (IDB); surveys from the Oslo Sports Trauma Research Center (OSTRC); Injuries and Physical Activities Netherlands (OBiN); The UEFA injury study.

the economic dimension of sport (with the exception of France, which has detailed data on the economic dimension of sport but in a format that is not comparable to the SSA).

Transnational / European level

- The Commission launched a study in 2011 to analyse the contribution of sport to economic growth and employment across the 27 EU MS and for the EU as a whole. This study was completed in autumn 2012. The approach taken was consistent with the national sport satellite accounts described above. The approach is highly technical and sophisticated in economic terms, and is one of the most ambitious projects ever attempted in sport economics research.
- Another study commissioned by the Commission estimated the funding for grassroots sport in all 27 EU MS. The study was published in June 2011. It looks at funding from national government, local government, and other sources, which for many countries is mainly from either a levy on gambling or revenue from a national lottery. The study relies on national data, taken from different sources that are not fully comparable.
- No data are currently being gathered on non-market activities, such as the economic value of voluntary work in sport.
- There are relatively few organisations and networks relating to the economic dimension of sport. Examples include the European Sports Economics Association (ESEA) that covers aspects of sport's economic dimension; the European Observatoire on Sport and Employment (EOSE) that is focused mainly on employment in sport; and the Federation of the European Sporting goods Industry (FESI). While valuable data sets seem to exist, neither of these organisations collect comparable pan-European data that are publicly available.
- In the online questionnaire, on the economic dimension, the majority of respondents stated that they wanted more information in three areas: public and private funding of grassroots sport; macro-economic impact of sport; and employment in sport.
- Outcomes of studies need to be shared or debated more and be made more readily accessible on the internet. The organisations/networks involved (e.g. FESI, EOSE) have expressed a willingness to make more data publicly available and share their knowledge.

7. Recommendations

Over recent years, the need for more evidence-based sport policies has been documented widely. This report has indicated the current state of affairs as regards data on sport in Europe. Developing a viewpoint on how sport is developing, both at the EU level and within MS, is seriously hindered because of a lack of time trends and comparability issues (due to a lack of guidelines and commonly shared definitions). Existing data appear not to be used sufficiently. For those interested, it is difficult to inform themselves on sport in Europe, as a single, easy-to-use overview of sport-related data does not exist. Yet, organisations appear interested in contributing to sport monitoring in the EU, and different MS have surveys and methodologies that may serve as an example to other MS.

Sport monitoring in Europe will provide policy-makers and stakeholders at the EU level with better opportunities for evidence-based policy-making. At the same time, it will help MS putting their national situation in perspective, allow MS to learn from best practices abroad, strengthen national policies and improve the effectiveness of their national research.

Monitoring developments in the sport sector is a challenge. It demands the input and willingness from a large number of people and organisations. In addition, the sport sector consists of many fragmented subsectors, touching upon amongst others the domains of health, education, economics, urban planning, or mass media. This calls for an open-minded approach as well as a clear focus.

Monitoring sport on a European level adds to this complexity, because of the necessary reliance on the cooperation and budgets of national bodies, in particular the national statistical offices. It involves the interpretation of ‘cold’ data and numbers, without having access to more in-depth contextual information that is available at the national or the local level. Maintaining access to that richer level of knowledge, and being able to put that into use in debates over sport in Europe, is one of the main challenges for setting up a sport monitoring function in the EU.

Based also on the desk research, interviews, and workshop that were conducted for this study, a future sport monitoring function should use data from independent and reliable sources, aim to strengthen evidence-based policy-making, serve the purposes of all involved actors, and have systems for disseminating data as well as collecting them.

For the road ahead, a two-phase model is proposed:

Phase 1: 2014-2020

Phase 2: beyond 2020.

In phase 1, it is proposed that a sport monitoring function is developed in close interaction with relevant organisations, building to a large extent on current possibilities (datasets, networks). After the first phase, assuming a favourable evaluation of that phase, further investments are foreseen, effectively transforming an EU sport monitoring function into a more fully developed EU research structure for sport.

7.1 2014– 2020: building an EU sport monitoring function

For phase 1 in establishing an EU sport monitoring function, the focus should be on establishing solid datasets allowing for comparisons between countries and over time, as well as stimulating the exchange of information, by means of the following six actions:

1) Set up a working structure with 3 working groups, for social aspects, health and economics

From the many sources used, it became clear that much is to be gained from more intense exchange of ideas, between researchers, statisticians and policy-makers, on what data are needed and opportunities to collect them, on interpreting research outcomes and on establishing guidelines and debating definitions. This is true within all three domains identified (social, health, and economics).

Therefore, the first action should be the forming of working groups (WGs) that will become the focal points, in their respective fields, for debates about a monitoring/research agenda and developing guidance. The WGs will advise the European Commission (COM) as regards research and monitoring in their fields, and perform necessary actions where called for (within a legal and financial framework that is approved by the COM).

The WGs should have a high level of research-expertise, should be open to all MS willing to participate, should formulate specific goals and tasks to be delegated to WG-members, should meet on a regular basis and should involve researchers, statisticians and policy-makers. It is suggested that the WGs consist of a smaller steering committee and a larger group of interested/active members, taking upon them specific tasks. The head of each WG should have a research background and should meet regularly with the COM to discuss progress, budgets, opportunities and actions.

For the forming of the WGs, different possibilities exist. Creating a Eurostat ESSNet on Sport, similarly to the ESSNet on Culture, could be one option (see chapter 3.2). In that case, the three WGs could function as part of the ESSNet on Sport²⁸.

Another option is to use the already existing Expert Groups in the field of sport (XGs), namely XG SHP (sport, health and participation) and XG STAT (sport statistics) and their successor groups likely to be established under a new multi-annual EU Work Plan for Sport. It is important that enough in-depth research knowledge is gathered within the XGs, that there is a willingness to debate research issues in general and monitoring in particular, and that enough time and budget is allocated for taking up specific tasks and having meetings on specific issues.

²⁸ Eurostat also has its own 'working groups'. Currently, there are over a 100 WGs at Eurostat. Eurostat's WGs generally meet as often as needed in the limit of the available budget.

A third possibility is to empower existing networks or organisations, and their members, to take up such a role: e.g. HEPA Europe for health, ESEA for economics and EASS or Measure for social aspects.²⁹

2) Put together a pocketbook 'Sport in Europe' in 2014 and 2018

The second action is aimed at enhancing the dissemination of research-outcomes by gathering all currently existing, relevant information on sport in Europe in a single publication. In it, basic facts and figures on sport in Europe would be presented in an easy-to-read manner, helping to explain what sport in Europe is all about. Such a publication would serve different purposes: it can raise interest in research, elicit new questions and issues, and function as a stimulus for researchers to meet and exchange knowledge and research outcomes.

There are several best practices that can serve as good examples in this, most noticeable Eurostat's well received 2011 Pocketbook on Cultural Statistics³⁰, the Dutch Report on Sport, or the German Sport Development Report. The planned 2013 Eurobarometer survey could serve as a backbone to the publication.

Responsibility for the pocketbook can be either delegated to Eurostat, or to a research or publishing organisation, and should involve the WGs.

To start off the process, a call for tender should be issued, preferably after having discussed possibilities with Eurostat.

3) Build a website www.sportineurope.com

Nowadays, people more easily turn on their computers to look for information than walk to their libraries or their bookshelves. Providing information on-line greatly lowers the barriers for accessing information, as no book-orders have to be issued. Therefore, in addition to the pocketbook, there should also be a well-structured dedicated sport monitoring website where all the relevant data can be accessed. The website should be designed in a way that anyone who is interested in sport in Europe and who has some experience in dealing with data for professional purposes (e.g. policy-makers, politicians, journalists), can easily find and access data and information on the website. For academics and researchers, "deeper layers" in the website can provide for additional details (such as analytical comments, suggestions for further reading and

²⁹ These options have their pros and cons. A consortium of research organisations has greater freedom to select relevant data, is not limited to what's published inside the Eurostat-framework, and might in fact have a track-record when it comes to putting together user-friendly easy-to-read publications. On the other hand, Eurostat is the European institution providing statistical information on European issues. A pocketbook published by Eurostat will generate an audience by itself, and will allow Eurostat to get involved in sport in a 'light way'. Eurostat's internal procedures may limit the project's flexibility, but also guarantee quality-standards. Eurostat is not restricted to publishing data from its own sources and has taken up information from outside surveys before, however, these had to be assessed before.

³⁰ See http://epp.eurostat.ec.europa.eu/cache/ITY_OFFPUB/KS-32-10-374/EN/KS-32-10-374-EN.PDF

contact details for research organisations and statistical offices). Good examples of such websites include the website of Eurofoundation's Quality of Life Surveys, the ECHIM database/websites, or at the national level the Active People Survey in the UK, the EVENTimpact.com website in the UK, or the Swiss 'Observatory for Sport and Physical Activity'³¹.

The website will be developed jointly with the publication of the pocketbook 'Sport in Europe' in close cooperation with the WG. Responsibility for the website should be delegated (by tender) to a research/publishing organisation with experience of disseminating data and research outcomes to a broader audience. After completion, the website should be kept up to date, including with help from the WGs.

The content of the pocketbook and website would be the basic information currently available on sport in Europe, with background information on the available data and possibilities for further reading. What that means in practice, will vary from field to field:

For social aspects of sport: basic data on differences in sport participation, across countries and social groups; constructions of time series based on national data; basic data on formal contexts (e.g. club membership, fitness centres) in which people participate in sports; data on attitudes of people towards sports, and motives for participating in sports; first insights on sport policies in different countries.

For health aspects of sport: basic data on differences in physical activity, across countries and social groups; on prevalence of doping in amateur sport; and on injury incidences across sports and countries.

For economic aspects of sport, this would involve data on government funding of grassroots sport (available from the study published by the COM); and data on key macroeconomic indicators (absolute value of sport's contribution to gross value added, the percentage of GDP accounted for by sport, the total number of jobs in sport in each country, and the percentage of total employment accounted for by sport).

4) Issue a newsletter 'Sport in Europe'

In order to actively draw attention to new developments in the field of sport, it is advised to issue a newsletter 'Sport in Europe'. The newsletter would build on the website and the pocketbook and would largely benefit from input gathered routinely through the networks of the WGs. It should actively collect news on research and evidence-based policy-making both at the international and the national level (best practices with relevance for other countries), and would report on that on a monthly or quarterly basis. The newsletter should draw attention to recent and upcoming projects, reports and conferences. It would generate interest in the data available, and encourage the exchange of information between different professional groups,

³¹ <http://www.eurofound.europa.eu/surveys/smt/3eqls/index.EF.php/> / <http://www.echim.org/> / http://www.sportengland.org/research/active_people_survey.aspx/ / <http://www.eventimpacts.com/> / <http://www.sportobs.ch/>

like researchers, statisticians and policy-makers. It would contain sections on social, health and economic aspects of sport and would help to break down existing barriers between these areas.

Responsibility for the newsletter should be delegated (by tender) to a research/publishing organisation with experience in communicating data and research outcomes to a broader audience. The WGs would function as an editorial committee. Best practice examples are, among others, the Euractiv newsletter and the ISCA newsletter.

5) Organise conferences and seminars

Research outcomes do not ‘come alive’ unless they are the subject of debates over their worth. This is often, however, not the case, and research outcomes are being published without being debated. Debates that do go on are often among a specific single group (researchers, statisticians, or policymakers) within a certain niche of the sport sector. Therefore, it is advised, to set up a series of conferences and workshops to debate outcomes of relevant new studies, such as a new Eurobarometer. Conferences and seminars would be put on the agendas of the WGs and would be announced and reported in the Newsletter. A best practice that can serve as an example is especially the Play the Game series, which seems successful in bringing together researchers, statisticians and policy-makers.

6) Invest in new and existing data collections

The last action suggested is to allocate funds to investments in new datasets or in continuing and expanding existing datasets. Many data collection projects are not replicated over time, or not without greatly altering the design of the study. The most important point at present is to create time-series, so as to be able to monitor trends. This would imply continuing the series of Eurobarometers; continuing the series of SSAs; and continuing the data collection on HEPA and sport injuries.

In addition, it is important to expand the data currently available. Expansion of data can take different forms. In some cases, it refers to larger sample sizes so that more specific analyses can be performed. In other cases, what is required is better data-quality, with more in-depth questions being asked, or more countries being covered³². WGs should provide data investment agendas, so as to be able to prioritise the different options.

³² For the social aspect, expansion of data would firstly mean: larger, more comparable and reliable data sets, with information on specific branches of sport and contexts of sport (clubs, schools, commercial sports, informal networks), and on people's free time behaviour, preferences, lifestyles and motives; more insight into local/national sport infrastructures and sport policies; more resources available for comparing national data sets and policies. For sport and health, expansion of data would primarily imply: larger sample sizes regarding doping research; more questions being asked regarding sport injuries; more countries need to be involved in monitoring doping and sport injuries. For the economic field, expansion of data would mostly: inclusion of data on non-monetary activities, such as voluntary work in sport; expansion of the number of countries setting up their own sport satellite accounts.

Harmonisation (input and output) is a crucial, yet challenging factor in this regard, demanding a great deal of willingness, time and social skills of the actors and organisations involved. WGs also could play an important role by developing guidance and definitions.

On a more general level, it is important to better utilise the available data and surveys. This is crucial as budgets are increasingly tight, and as several organisations (such as Eurostat or WHO) indicate the need to reduce interview burdens for citizens as well as for organisations. For this to happen, it would be necessary for COM to get more involved with research and statistical communities. Researchers should be supported/stimulated to invest in data opportunities.

7.2 Beyond 2020: towards an EU research structure for sport

Having more knowledge on developments in sport in Europe is not a goal in itself. The goal is to develop better policies, to be able to more easily explain how sport contributes to society, to know what policies are successful in achieving objectives, both at the national and at the European level.

Having access to better data that are more readily available, is a crucial first step in this respect. By the end of 2020, data will be available on trends and developments of sport in the EU as well as within MS; data and reports will be easily accessible through websites and newsletters; and relevant researchers, statisticians and policy-makers will be cooperating.

Having reliable data on trends and developments will help to identify successful policies. The next step is to understand why these policies have been successful. For this, one needs to build theories, perform complex analyses, obtain an understanding of local contexts and share research outcomes and debate experiences.

The main challenge for phase 2 will be to deepen the activities developed in phase 1. In terms of data dissemination, this would mean transforming the website into a fully interactive demand-driven data warehouse. In terms of data-collection and research, this would imply expanding the data and research available, by adding themes, variables, countries, and more in-depth research into causes and effects.

At this point, one can no longer speak merely of a sport monitoring function. Having arrived at this specific junction, one moves from monitoring trends to effectively designing a research structure for sport in Europe, involving researchers and policy makers from different countries and organisations, and allowing for real evidence-based sport policies, within MS as well as at EU level.

References

Chapter 1

European Commission (2007). *White Paper on Sport*. Brussels

Council of Europe (1975). *The European Sport For All Charter*. Strasbourg: Council of Europe.

European Commission (1999). *Report from the commission to the European council with a view to safeguarding current sports structure and maintaining the social function of sport within the Community framework. The Helsinki Report on Sport*. Retrieved from <http://eur-lex.europa.eu/LexUriServ/LexUriServ.do?uri=COM:1999:0644:FIN:EN:PDF>

European Commission (2011). *Developing the European Dimension in Sport. Communication from the Commission to the European Parliament, the Council, the European Economic and Social Committee and the Committee of the Regions*. January 18th 2011. Retrieved from http://ec.europa.eu/sport/news/doc/communication/communication_en.pdf

European Union (2007). *Treaty on the Functioning of the European Union*. Official Journal of the European Union, C115/47.

Jones, H. (1989). *The Economic Impact and Importance of Sport: A European Study*. Strasbourg: Council of Europe.

Kuzik & Rist (2004). *Ten Steps to a Results-Based Monitoring and Evaluation System*. Washington: The World Bank.

Scheerder, J., Vandermeersch, H., Tuyckom, C. van, Hoekman, R., Breedveld, K. & Vos, S. (2011). *Understanding the game: sport participation in Europe. Facts, reflections and recommendations* (Sport Policy & Management 10). Leuven: KU Leuven/Research Unit of Social Kinesiology & Sport Management.

UK Sport (1999). *Sports participation in Europe*. London: UK Sport.

Chapter 2

No references

Chapter 3

Breedveld, K. & Hoekman, R. (2011). Measuring sports participation in the Netherlands – the need to go beyond guidelines. *European Journal for Sport and Society*, 8(1/2), 117-132.

European Commission (2007). *White Paper on Sport*. Brussels

Council of Europe (1975). *The European Sport For All Charter*. Strasbourg: Council of Europe.

Council of Europe (2000). *The Nice declaration on sport*. Strasbourg: Council of Europe.

Council of Europe (2004). *European Constitution*. Strasbourg: Council of Europe.

European Commission (2010). *Sport and physical activity. Special Eurobarometer 334/wave 72.3*. Brussels: Directorate-General Education and Culture.

European Commission (2011). *Developing the European Dimension in Sport. Communication from the commission to the European Parliament, the Council, the European Economic and Social Committee and the Committee of the Regions*. January 18th 2011. Retrieved from http://ec.europa.eu/sport/news/doc/communication/communication_en.pdf

European Commission (2011). *Funding of grassroots sport in the EU*. Brussels: Eurostrategies.

FIFPro Services BV (2012). *FIFPro Black Book Eastern Europe. The problems professional footballers encounter: research*. Hoofddorp: FIFPro Services BV.

FRA (2010). *Racism, ethnic discrimination and exclusion of migrants and minorities in sport: A comparative overview of the situation in the European Union*. Luxembourg: Publications Office of the European Union.

García, B. (2009). Sport governance after the white paper: the demise of the European model? *International Journal of Sport Policy*, 1(3), 267–284.

Geeraert, A., Scheerder, J. & Bruyninckx, H. (2012). The governance network of European football. Introducing new governance approaches to steer football at the EU level. *International Journal of Sport Policy*, 4(3), 1-20.

Henry, I. & Lee, P.C. (2004). Governance and ethics in sport. In: S. Chadwick & J. Beech (Eds.), *The business of sport management*. Harlow: Pearson Education.

Hoekman, R., Breedveld, K. & Scheerder, J. (2011) (Eds.). Special Issue on Sports Participation in Europe. *European Journal for Sport and Society*, 8(1/2).

KEA European Affairs (2012). *Match-fixing in sport: a mapping of criminal law provisions in EU-27*. Brussels: KEA.

Scheerder, J., Vandermeersch, H., Van Tuyckom, C., Hoekman, R., Breedveld, K. & Vos, S. (2011). *Understanding the game: sport participation in Europe. Facts, reflections and recommendations* (Sport Policy & Management 10). Leuven: KU Leuven/Research Unit of Social Kinesiology & Sport Management.

Scheerder, J., & Vos, S. (2011). Social stratification in adults' sport participation from a time-trend perspective. Results from a 40-year household study. *European Journal for the Sociology of Sport*, 8(1/2), 31-44.

Sport England (2003). *Driving up participation in sport. The social context, the trends, the prospects and the challenges*. London: Sport England.

Stamatakis, E. & Chaudhury, M. (2008). Temporal trends in adults' sports participation patterns in England between 1997 and 2006. The health survey for England. *British Journal of Sports Medicine*, 42, 901-908.

Stamm, H. & Lamprecht, M. (2010). Swiss sports participation in an international perspective. *European Journal for Sport and Society*, 8(1/2), 15-29.

Chapter 4

EHFA (2012). *Fitness Against Doping*. Retrieved from <http://www.ehfa-programmes.eu/en/fitness-against-doping.html>

European Commission (2007). *Strategy for Europe on Nutrition, Overweight and Obesity related health issues*. May 30th 2007. Retrieved from <http://eur-lex.europa.eu/LexUriServ/LexUriServ.do?uri=COM:2007:0279:FIN:EN:PDF>

European Commission (2011). *Developing the European Dimension in Sport. Communication from the commission to the European Parliament, the Council, the European Economic and Social Committee and the Committee of the Regions*. January 18th 2011. Retrieved from http://ec.europa.eu/sport/news/doc/communication/communication_en.pdf

European Commission (2012:1). *HEIDI WIKI: Health in Europe: information and data interface*. Retrieved from https://webgate.ec.europa.eu/sanco/heidi/index.php/EU_Injury_Database

European Commission (2012:2). *Subgroup on the European Health Examination Survey*. Retrieved from http://ec.europa.eu/health/strategy/implementation/hic/hes/index_en.htm

European Union (2005). *EU Working Group on Sport and Health*. September 19th 2005. Retrieved from http://ec.europa.eu/health/archive/ph_determinants/life_style/nutrition/green_paper/nutritiongp_co269_en.pdf

European Union (2012). *Directorate-General for Health and Consumers*. January 2nd 2012. Retrieved from http://en.wikipedia.org/wiki/Directorate-General_for_Health_and_Consumers

Europolitics (2011). *Sport Council: Ministers Adopt Community work plan*. May 23th 2011. Retrieved from <http://www.europolitics.info/social/ministers-adopt-community-work-plan-art304878-27.html>

Eurosafe (2012). *What is Eurosafe?* Retrieved from <http://www.eurosafe.eu.com/csi/eurosafe2006.nsf/wwwVwContent/I2.htm>

ISPAH (2012). *About ISPAH*. Retrieved from <http://www.ispah.org/ispahabout>

Rijksinstituut voor Volksgezondheid en Milieu (2012). *Hoe vaak komen sportblessures voor en hoe ernstig zijn de letsels?* June 14th 2012. Retrieved from <http://www.nationaalkompas.nl/gezondheid-en-ziekte/ziekten-en-aandoeningen/letsels-en-vergiftigingen/sportblessures/hoe-vaak-komen-sportblessures-voor-en-hoe-ernstig-zijn-de-letsels/>

Schmikli, S.L., Backx, F.J., Kemler, H.J. et al. (2009). National survey on sports injuries in the Netherlands: target populations for sports injury prevention programmes. *Clin J Sport Med* 2009,19,101–6.

WHO (2009:1). *Report of the Workshop on integration of data on household food availability and individual dietary intakes*. 28-29 April 2009. Retrieved from http://www.euro.who.int/_data/assets/pdf_file/0007/87433/E93707.pdf

WHO (2009:2). *Report of the Workshop on integration of data on physical activity patterns*. 25-26 February 2009. Retrieved from http://www.euro.who.int/_data/assets/pdf_file/0004/87430/E93705.pdf

WHO (2012). *HEPA Europe (European network for the promotion of health-enhancing physical activity)*. Retrieved from <http://www.euro.who.int/en/what-we-do/health-topics/disease-prevention/physical-activity/activities/hepa-europe>

Chapter 5

Andreff, W. (1994), *Economic Importance of Sport in Europe: Financing and Economic Impact*, Committee for the Development of Sport. Strasbourg: Council of Europe.

European Commission (2007). *White Paper on Sport*. Brussels

Eurostat (2011). *EU Conference on Sports Statistics*. March 23th 2011. Retrieved from http://ec.europa.eu/sport/library/documents/c6/04_hult_voluntary.pdf

European Commission (2011). *Funding of grassroots sport in the EU*. Brussels: Eurostrategies.

Jones, H. (1989). *The Economic Impact and Importance of Sport: A European Study*. Strasbourg: Council of Europe.

Chapter 6

No references

Chapter 7

No references

Appendix A: abbreviations

BISP	Bundesinstitut für Sportwissenschaft (National Institute for Sport Science)
CD-DS	Comité Directeur Développement du Sport
CPA	Classification of Products by Activity
DG	Directorate General
DG EAC	Directorate General for Education and Culture
EASM	European Association for Sport Management
EASS	European Association for Sociology of Sport
EC	European Commission
ECHIM	European Community Health Indicators Monitoring
EFPM	The European Fair Play Movement
EFTA	European Free Trade Association
EHFA	The European Health and Fitness Association
ENGSO	European Non-Governmental Sports Organisation
ESS	European Social Survey
EU	European Union
EuroSafe	European Association for Injury Prevention and Safety Promotion
EU-SILC	European Union Statistics on Income and Living Conditions
EVS	European Values Study
FAD	Fitness Against Doping
FARE	Football Against Racism in Europe
FIFA	Fédération Internationale de Football Association
FIFpro	International Federation of Professional Footballers' Associations
GDP	Gross Domestic Product
GPAQ	Global Physical Activity Questionnaire
HEPA	Health Enhancing Physical Activity
HETUS	Harmonised European Time Use Survey
Idan	Danish Institute for Sports Studies
IDB	European Union Injury Database
INSEP	l'Institut National du Sport, de l'Expertise et de la Performance (National Institute for Sports, Expertise and Performance)
IPAQ	International Physical Activity Questionnaire
ISCA	International Sport and Culture Association
ISPAH	International Society for Physical Activity and Health
ISSP	International Society of Sport Psychology
ISSP	International Social Survey Programme
KUL	Catholic University of Leuven
MEASURE	Meeting for European Sport Participation and Sport Culture Research
MI	Mulier Institute
NACE	Statistical Classification of Economic Activities in the European Community
NGO	Non-Governmental Organisation
NISB	The Netherlands Institute for Sport and Physical Activity

NOPA	European database on nutrition, obesity and physical activity
NSI	National Statistical Institutes
OBiN	Ongevallen en Bewegen in Nederland (Injuries and physical activity in the Netherlands)
OSTRC	Oslo Sports Trauma Research Center
PA	Physical Activity
RAFA-PANA	Physical Activity Network of the Americas
SADL	Spatial Applications Division Leuven
SANCO	Directorate General for Health and Consumers
SHU	Sheffield Hallam University
SSA	Sport Satellite Account
TAFISA	The Association For International Sport for All
TNO	Netherlands Organisation for Applied Scientific Research TNO
UEFA	Union of European Football Associations
UK	United Kingdom
WG	Working Group
WHA	World Health Assembly
WHO	World Health Organization
XG	Expert Group
XG-SHP	Expert Group Sport, Health and Participation

Appendix B: mapping exercise – organisations and networks

Transnational and European organisations and networks involved in EU sport monitoring

Name	network	Leading organisation	Subthemes																	Countries involved	Website
			Funding of grassroots sport					Nat health care systems					Sport participation								
			GDP	Employment	Media	Other econ.	Hepa	Doping	Sport injuries	Other health	Sport infrastructure	Good governance	Social inclusion	Education, training	Sport clubs	Volunteering	Intolerance	Other social			
EASM			x	x	x	x	x				x	x	x	x	x	x	x		EU-27	http://www.easm.net/	
EASS											x	x	x	x	x	x	x		EU-27	See http://www.eass-sportsociology.eu/	
ECSS		European College of Sport Science					x	x	x										EU-27	http://www.ecss.mobi/	
EFPM												x					x	x	AL, AN, AR, AU, AZ, BELA, BO, BUL, CR, CZ, CY, DK, EST, FR, DE, GEO, GR, HU, IRE, IT, LAT, LIT, LUX, MAL, MOL, MON, NL, PL, PT, RO, RUS, SER, SL, SLO, ES, UKR	http://www.fairplayeur.com/	
EGLSF		European Gay & Lesbian Sport Federation									x		x				x		EU-27	http://www.eglsf.info/welcome.php	
EGREPA		German Sport University Cologne					x												unknown	http://www.egrepa.org/	
EHFA		European Health and Fitness Association						x											25 European countries	http://www.ehfa.eu.com/?q=node/2	
ENGSO		European Non-Governmental Sports Organisation					x				x		x			x			EU-27	www.engso.com	
EOSE		European Observatoire of Sport and Employment		x										x					EU-27	http://www.eose.org/	
ESA		European Sponsorship Association					x												EU-27	http://www.sponsorship.org/	
ESEA		European Sports Economic Association	x	x	x	x	x												unknown	unknown	
ESSA		European Sport Security Association					x					x							unknown	http://www.eu-ssa.org/	
EUNAAPA		TNO					x												AT, BE, FR, IT, NL, NO, PT	http://www.eunaapa.org/Home/	
EuroSafe		VeiligheidNL							x										EU-27 and EFTA countries	http://www.eurosafe.eu.com/csi/eurosafe2006.nsf/	
FARE													x				x		EU-27	http://www.farenet.org/	

Transnational and European organisations and networks involved in EU sport monitoring

Name network	Leading organisation	Subthemes															Countries involved	Website	
		Funding of grassroots sport					Hepa					Other health							
		GDP	Employment	Media	Other econ.	Nat health care systems	Doping	Sport injuries	Sport participation	Sport infrastructure	Good governance	Social inclusion	Education, training	Sport clubs	Volunteering	Intolerance	Other social		
FESI	Federation of the European Sporting Goods Industry				x													ES, IT, CZ, DE, EL, NL, FR, UK, DK, SE, AT	http://www.fesi-sport.org/
FIFPro			x				x					x				x		AU, BE, DK, FI, FR, GR, HU, IT, NL, NO, PL, PT, RO, SL, ES, SW, UK, UKR	http://www.fifpro.org
FRA	European Union											x				x		EU-27	http://fra.europa.eu/en
HEPA Europe	VU Medical Center					x												EU-27	http://www.euro.who.int/en/what-we-do/health-topics/disease-prevention/physical-activity/activities/hepa-
IDAN/Play the Game	Danish Institute for Sport studies								x	x	x	x	x	x	x	x		EU-27	http://www.playthegame.org
ISCA						x		x	x	x	x	x	x	x	x	x		EU-27	http://www.isca-web.org
ISPAH	International Society for Physical Activity and Health					x												unknown	http://www.ispah.org/
Measure	Mulier Institute & KU Leuven								x			x						AU, BE, DK, ET, FI, FR, DE, HE, HU, IT, LI, NL, PL, PT, SL, SN, ES, SW, SU, UK	http://www.measuresport.eu/news
Sport & Citizenship		x	x	x	x	x				x	x	x	x	x	x	x		EU-27	http://sportetcitoyennete.com/
Sport&EU		x	x	x	x	x				x	x	x	x	x	x	x		unknown	http://www.sportandeu.com/
Tafisa Europe									x	x	x	x	x	x	x	x		EU-27	http://www.tafisa.net/Europe
WHO	World Health Organization					x												52 European countries	http://www.euro.who.int/en/home

Transnational and European organisations and networks involved in EU sport monitoring

This appendix includes a description of organisations and networks on the three identified fields of sport (social aspects, health and economic dimension) and overall. It excludes research networks that are centered around a specific data collection, like EVS, ISSP and ESS, as well as Universities (e.g. Sporthochschule Köln), research organisation (e.g. Mulier Institute, IDAN), and statistical agencies (e.g. Eurostat).

EASM (European Association for Sport Management)

Founded	: 1993
Theme	: Social aspects / economic dimension of sport
Subtheme	: All subthemes within these domains
Level	: EU
Countries involved	: EU-27
Website	: http://www.easm.net/

The European Association for Sport Management (EASM) was established in 1993 as an independent association of people involved or interested in the management of sport in the broadest sense. EASM membership is composed of academics and professionals from the public, voluntary and commercial sectors. EASM has a wide international network of experts and National Organisations in the fields of sport management and has close European and Intercontinental relations (the International Sport Management Alliance). Members of EASM come from nearly 40 different countries, and from every continent.

The aims of EASM include to:

- promote and encourage study, scientific research and scholarly writing on sport management,
- facilitate and develop exchange of information and dissemination of best practice,
- work with member organisations to support sport management associations and organisations,
- develop sport management by acting as the European Association,
- co-operate with other international bodies with shared goals,
- encourage the convening of international conferences,
- teach sport management and establish educational exchanges of sport management techniques,
- facilitate the exchange of practical and scientific experiences in the field of sport management,
- extend the teachings and activities of EASM to all places throughout Europe and the rest of the world,
- stimulate the interest of Members to improve their ability and willingness to learn more on sport management

EASM publishes the European Sport Management Quarterly (ESMQ) with five issues per year. In addition EASM has a yearly congress and has the aim to maintain and develop databases, websites and other informative material and data on sport management

EASS (European Association for Sociology of Sport)

Founded	: 2001
Theme	: Social aspects
Subtheme	: sport participation / social inclusion
Level	: EU

Countries involved : EU-27
Website : <http://www.eass-sportsociology.eu/>

The EASS is a network of European sport sociologists. The purpose of the EASS is the promotion of social sciences and social research in sport at the European level. In which 'sport' refers to all forms of human movement which aim to maintain or improve physical fitness or mental well-being, create or improve social and cultural relationships, or obtain results in competition at all levels. The EASS aims to support European institutions such as the EU and the Council of Europe by offering scientific advice and assistance to coordinated European research projects defined by these bodies. The EASS' main activity is organising an annual conference and issuing a scientific journal (EJSS, European Journal for Sport and Society, comes out 4x times per year). Conferences generally draw some 200 attendants, mostly researchers (sport sociology, pedagogy) from universities all over Europe. EASS does not itself gather data, but in its journal and at its conferences does organise debate over developments of sport in Europe and within specific countries. Since 2010, the EASS has hosted sessions of the Measure-network, on sport participation, and biannual of the sport network of the European Sociology Association. Current president of EASS' board is prof. dr Hannu Itkonen, from the University of Jyväskylä (Finland). The EASS is a network organisations that is mainly focused on organising its yearly congress and does not collect or use data itself.

ECSS (European College of Sport Science)

Founded : 1995
Theme : Sport and health
Subtheme : Health enhancing physical activity, doping, sport injuries
Level : EU
Countries involved : Number of ECSS congress participants in 2012 was 2104; number of ECSS congress participating countries in 2012 was 60
Website : <http://www.ecss.mobi/>

ECSS is an international non-profit organisation. Its purpose is the promotion of Sport Science in an international, multi-cultural, multidisciplinary, as well as interdisciplinary context. ECSS addresses the application of Sport Science knowledge to sports competition, performance, improving health, well-being, fitness, and social relationships. ECSS represents and connects Sport Scientists in their research and supports dissemination of knowledge through the European Congress of Sport Science and the European Journal of Sport Science. ECSS provides scientific advice to the public and to political and private institutions. ECSS is associated with institutional partners, and commercial partners that value scientific evidence in the design and distribution of products supporting sport activities. Since 2001, the ECSS has launched the European Journal of Sport Science (EJSS) as its official peer-reviewed journal. The EJSS consists of original research articles and intra- and interdisciplinary reviews of the sport science research from scientists worldwide. It is published bimonthly, six issues per year. Annual congresses have been organised since the inauguration of the ECSS in 1995. The congress comprises a range of invited lecturers, multi- and mono-disciplinary symposia as well as tutorial lecturers. The ECSS congress is attended by international sport scientists with an academic career. The ECSS congresses now welcome up to 2,000 participants from all over the world.

EFPM (European Fair Play Movement)

Founded	: 1994
Theme	: Social aspects
Subtheme	: fair play / good governance
Level	: EU
Countries involved	: AL, AN, AR, AU, AZ, BELA, BO, BUL, CR, CZ, CY, DK, EST, FR, GER, GEO, GR, HU, IRE, IT, LAT, LIT, LUX, MAL, MOL, MON, NL, PL, PT, RO, RUS, SER, SL, SLO, ES, UKR
Website	: http://www.fairplayeur.com/

The European Fair Play Movement (EFPM) is a non-political, autonomous body, independent of other national or international authorities, and represents the common interests of its members, being the fulfilment, development and promotion of the EFPM aims. The EFPM promotes and develops Fair Play in sport, education and everyday life, primarily in Europe. The EFPM reflects a philosophy of life, abiding by universal ethical values, seeking to create, in the spirit of Fair Play and based on the educational value of good example through sport, a better world, pleasure found in sport with tolerance and respect for competitors.

In order to achieve its aims, the EFPM:

- helps to organise Fair Play initiatives, when sport and educational organisations plan to launch Fair Play campaigns,
- facilitates regular contacts between sports and educational organisations, in order to support their Fair Play goals, as well as their sports events,
- promotes the exchange of information between members,
- distributes a newsletter (twice per year)
- collaborates with the media and public authorities, in order to promote and disseminate Fair Play issues,
- represents the common EFPM position within non-governmental and governmental organisations and Fair Play bodies dealing with sports and ethical issues
- organises congresses, seminars and any other appropriate events for the promotion of Fair Play issues.
- organises Fair Play Awards.

EGLSF

Founded	: 1989
Theme	: Social aspects
Subtheme	: Social inclusion
Level	: EU
Countries involved	: EU-27
Website	: http://www.eglsf.info/welcome.php

The European Gay & Lesbian Sport Federation was founded in 1989. Its aims are to:

- **fight** against discrimination in sport on grounds of sexual preference
- **stimulate** integration in sport and emancipation of lesbians and gays
- **enable and support** the coming out of gay and lesbian sports men and women
- **exchange information and enable co-ordination** between European sport groups and tournaments
- **support** the founding of new gay / lesbian / bisexual / straight / transgendered and mixed sport groups.

It brings together over a 100 groups and some 10.000 sportsmen and –women. EGLSF issues a monthly newsletter, organises conferences on gay & lesbian sports (like the 2012 United Against

Homophobia in Sports conference in Utrecht, Netherlands), and organises sporting events like the Eurogames (in 2012 in Budapest). EGLSF works together with a.o. Fare and FRA.

EGREPA (European Group for Research into Elderly and Physical Activity)

Founded : 1992
Theme : Sport and health
Subtheme : Health enhancing physical activity
Level : EU
Countries involved : unknown
Website : <http://www.egrepa.org/>

The European Group for Research into Elderly and Physical Activity (EGREPA) was born during the Third International Conference on Physical Activity, Aging and Sport, held at the University of Jyväskylä, Finland, in 1992. EGREPA is a non-profit making non-governmental association (NGO) which aims to promote physical activity and health in the elderly through the carrying out and promotion of research and the collection and diffusion of information related to this field of interest. EGREPA was born from the premise that the field of "Physical Activity and health for the older generation" is an interdisciplinary field of study which involves professionals and researchers from very diverse areas. These areas include Medicine, Biology, Education, Health Care Services, Epidemiology, Exercise Physiology, Geriatrics, Gerontology, Healthy Education, Nutrition, Physical Education, Physiotherapy, Psychology, Rehabilitation and Sociology. EGREPA has organised and collaborated in a series of events aimed at achieving its founding objectives. The official publication of EGREPA is the EURAPA Journal (European Review of Aging and Physical Activity. Since 1993 EGREPA has organised twelve international EGREPA conferences oriented to researchers, clinicians, practitioners, trainers, healthcare professionals, service providers, family and professional geriatric caregivers, and decision makers in the private and public sectors in the field of physical activity, sports and aging for older adults

EHFA (European Health and Fitness Association)

Founded : 2001
Theme : Sport and health
Subtheme : Doping
Level : EU
Countries involved : EHFA currently represents approx. 10,000 facilities and 18 national associations spread across 25 countries in Europe.
Website : <http://www.ehfa.eu.com/?q=node/2>

EHFA is an independent and non-for-profit organisation based in Brussels representing the European health and fitness sector at the EU level. EHFA sees its objective to get "More People, More Active, More Often" as a triple-win for European citizens, the EU and the European health and fitness sector. EHFA members receive the 'EHFA Update' newsletter which covers all issues related to the health and fitness industry, such as the latest developments at EU level, features that EHFA are currently working on, and EHFA Members' activities. Articles contained within EHFA update are posted in the News section of the EHFA website. EHFA strives to regularly interact with members. These events and forums facilitate discussion and the exchange of ideas and best practices which assist the continued raising of standards in the sector.

ENGSO (European non-governmental sports organisation)

Founded: 1990 (formalised in 1995 by adoption of statutes)
Theme: social aspects/ sport and health
Subtheme: sport participation / social inclusion / volunteering / hepa
Level: EU
Countries involved: EU-27
Website: www.engso.com

ENGSO has 40 members both National Olympic Committees and Sports Confederations. Basically, ENGSO is a sport political organisation which lobbies in Brussels and influences policy makers. The priorities of ENGSO are to (1) discuss the possibilities of volunteering in sports federations, (2) improve equal access for everyone to sport and social inclusion, and (3) improve health enhancing physical activity in sport. The goal of ENGSO is to safeguard the interest of the grassroots level of sport at EU-level.

ENGSO participates in four out of six Council Expert groups which are established by the Council's Resolution on an EU Work Plan for Sport for 2011-2014. ENGSO does to a small extent collect data. They send out a questionnaire to their members every year on sport political matters and based on the response they deliver country reports for each country that has filled out the questionnaire. ENGSO has a newsletter with about three editions per year.

EOSE (European Observatoire of Sport and Employment)

Founded : 1994
Theme : Economical dimension of sport
Subtheme : Employment, Education, and Training in Sport and Active Leisure
Level : EU
Countries involved : EU-27
Website : <http://www.eose.org/>

EOSE's main mission is to serve as a source of knowledge and a strategic facilitator to support the development of the sport and active leisure sector in Europe. It aims are:

- to promote a dialogue and a strong link between employment, education and training in the sport sector at the national and EU level;
- to have a better understanding of the real needs of the sport labour market and also the changes affecting that market;
- to provide expert guidance, tools and mechanisms for the establishment of observatories in the EU;
- to develop comparative and qualitative studies, research methodologies and to analyse the labour market of the sport and active leisure sector in the EU.

EOSE provides factsheets on various topics where attempts are made to provide comparative data across the EU but admits that in many cases it is simply not possible to get comparative data on the sport sector for EU Member States.

ESA (European Sponsorship Association)

Founded : 2003
Theme : Economical dimension of sport
Subtheme : Sponsorship
Level : Europe
Countries involved : Over 200 members across Europe
Website : <http://www.sponsorship.org/>

ESA aims to unify, strengthen and advance the business of sponsorship in Europe by being the pre-eminent organisation that builds understanding, value, and demand for sponsorship across Europe. Its main objective is to drive the sponsorship industry forward in Europe by being the authoritative voice of sponsorship in Europe. The organisation is concerned with all sponsorship not just sport sponsorship. It has some survey data on its website but this is not quantitative data on the size of sponsorship in Europe but data relating to attitudes and opinions from sponsors and rights holders.

ESEA (European Sport Economics Association)

Founded : 2009
Theme : Economical dimension of sport
Subtheme : Sport Economics
Level : EU
Countries involved : Unknown
Website : Unknown

The European Sport Economics Association is an academic network of sport economists that has one overall aim which is to organise an annual conference of academic sport economists in Europe. It held its fourth conference in London in September 2012. It has no data production or dissemination function at all.

ESSA (European Sport Security Association)

Founded : 2005
Theme : Economical dimension of sport
Subtheme : Sport gambling (online sport betting)
Level : EU
Countries involved : Unknown
Website : <http://www.eu-ssa.org/>

The ESSA is Europe's leading sports integrity monitoring unit. Its aim is to protect and promote integrity in sport. The membership now includes all of Europe's leading private sector bookmakers. It attempts to protect its members from illegal betting and match fixing operations. It has no specific data production or dissemination activities.

EUNAAPA (European Network for Action on Ageing and Physical Activity)

Founded : 2005
Theme : Sport and health
Subtheme : Health enhancing physical activity
Level : EU
Countries involved : 7 (Austria, Belgium, France, Italy, Norway, Portugal and The Netherlands)
Website : <http://www.eunaapa.org/Home/>

The European Network for Action on Ageing and Physical Activity (EUNAAPA) is a thematic, collaborative network aiming to improve the health, wellbeing and independence of older people throughout Europe by the promotion of evidence based physical activity. The goal of EUNAAPA is to use evidence-based strategies to improve health and quality of life among older people in Europe through physical activity. EUNAAPA is an action network. The activities of the EUNAAPA network can be diverse, as long as they are in line with the goal and objectives as stated. Main activities include:

- offering opportunities for people working in the field of physical activity and ageing to interact with each other (via meetings, website etc.)
- apply for and carry out projects which are in line with the goal and objectives of the network (e.g. identifying evidence based ways to promote physical activity)
- disseminate knowledge on evidence based strategies via best practice reports, publications and presentations

To keep informed about EUNAAPA's activities professionals can sign up for the newsletter. It will be published four times a year. It is the intention of the network to hold a meeting with its members at least every two years. This can be during a project meeting or a conference which is visited by many of the members.

EuroSafe (European Association for Injury Prevention and Safety Promotion)

Founded	: 2006
Theme	: Sport and health
Subtheme	: Sport injuries
Level	: EU
Countries involved	: All countries of the European Union and the countries from the European Free Trade Association (EFTA) are represented in the EuroSafe network
Website	: http://www.eurosafe.eu.com/csi/eurosafe2006.nsf/

EuroSafe, the European Association for Injury Prevention and Safety Promotion, is a non-governmental organisation, representing organisations and individuals working to prevent injury and to promote safety. EuroSafe is the network of injury prevention champions dedicated to making Europe a safer place. This includes policies and actions for promoting child safety, consumer safety, safety for seniors, safety of vulnerable road users, safety in sports and the prevention of violence and self harm. Members of EuroSafe represent health and safety agencies, research bodies, private sector organisations such as insurance agencies, and civil society organisations, i.e. those who can effectively influence public policies and implement programmes and infrastructures with regard to safety in daily life. EuroSafe is:

- A platform: a relaying point for policy makers and injury prevention professionals for exchanging experiences and initiating collaborative actions;
- An advocate: a professional organisation that organises a constructive dialogue among stakeholders and influences policy agenda's at European level and in countries;
- A resource: a source of information and a pool of collective expertise relevant to injury prevention, generated with a view to empower members and partners.

Via the website of EuroSafe, you can subscribe to a newsletter. This newsletter is published on a quarterly basis and covers news, interviews and information covering the whole spectrum of EuroSafe's Programmes and Task Forces. Since 2003, three European Conferences on Injury Prevention & Safety Promotion have been organised by EuroSafe.

FARE

Founded	: 1999
Theme	: Social aspects
Subtheme	: Social inclusion / intolerance
Level	: EU
Countries involved	: EU-27
Website	: http://www.farenet.org/

The Fare network seeks to tackle all forms of discrimination in football in all settings: in the stadium, on the pitch, in the changing room, at the training ground, in the office and classroom; by fans,

players, managers, coaches, administrators or educators. The Fare network was founded in 1999, after a meeting of supporters, NGO's, player unions and ethnic minority groups, which was held in Vienna to develop a common strategy and policy against racism and xenophobia.

Today the network has active partners in more than 40 countries and is working across the game at grassroots and governing body level. By supporting and nurturing grassroots groups and combining the voices of ordinary fans, FARE acts as an umbrella organisation for those discrimination throughout Europe. Since 2010 the network is coordinated by the London based secretariat.

The general objectives of the FARE network are

- to promote a commitment to fight discrimination at all levels of football across Europe – in stadiums, on the pitch, in administration, in coaching and sport education and through the media.
- To use the appeal of football to tackle societal discrimination.
- to foster networking and exchange of good practice transnational.
- to undertake activities to capacity build and empower marginalised and discriminated groups, in particular young people, migrants, ethnic minorities, members of the LGBT community and women.

FESI (Federation of the European Sporting Goods Industry)

Founded	: 1963
Theme	: Economical dimension of sport
Subtheme	: Sporting Goods Industry
Level	: EU
Countries involved	: Spain, Italy, Czech Republic, Germany, Greece, the Netherlands, France, UK, Denmark, Sweden, Austria.
Website	: http://www.fesi-sport.org/

FESI, the Federation of the European Sporting Goods Industry, is a Brussels-based European platform representing the interests of over 1,800 European sporting goods manufacturers before the European institutions, other international sport federations and other associations. FESI is not primarily concerned with producing and disseminating data but does have access to specific data on the sporting goods market. It has made some data available to the EU Expert Group on Sport Statistics although this data would not normally be in the public domain. It has provided a comprehensive set of data on the 'Sporting Goods Market' (35 European country reports) and information about the 'Golf Apparel and footwear market' (33 European country reports).

FIFPro

Founded	: 1965
Theme	: Social aspects / Economic dimension of sport
Subtheme	: employment / doping / social inclusion / intolerance
Level	: EU
Countries involved	: AU, BE, DK, FI, FR, GR, HU, IT, NL, NO, PL, PT, RO, SL, ES, SW, UK, UKR
Website	: http://www.fifpro.org

FIFPro is the worldwide representative organisation for all professional football players (players' associations). FIFPro works for the worldwide formation of players' associations, which operate independently of clubs, agents and national associations. All affiliated associations actively promote the collective and individual interests of the players. FIFPro pursues equal rights and obligations for all players all over the world. FIFPro advocates a correct balance between labour legislation and the

specific characteristics of football as a sport. This balance can only be established in an international collective bargaining agreement.

FIFPro has grown from a European organisation into a global network.

FRA (European Union Agency for Fundamental Rights)

Founded : 2007
Theme : Social aspects
Subtheme : Social inclusion / intolerance
Level : EU
Countries involved : EU-27
Website : <http://fra.europa.eu/en>

The European Union Agency for Fundamental Rights (FRA) has the specific task of providing independent, evidence-based advice on fundamental rights. FRA is the successor to the former European Monitoring Centre on Racism and Xenophobia (EUMC). It continues the work of the EUMC in the area of racism, xenophobia and related intolerances, but in the context of a much broader mandate. The EUMC was established in Vienna as an independent body of the European Union in 1997. The EUMC's activities started in 1998 and ended on 28 February 2007.

The FRA provides the EU institutions and Member States with independent, evidence-based advice on fundamental rights. The aim is to contribute towards ensuring full respect for fundamental rights across the EU. To do this, the FRA performs the following main tasks:

- collecting and analysing information and data;
- providing assistance and expertise;
- communicating and raising rights awareness.

FRA's tasks are carried out in consultation and cooperation with its partners. This allows the agency to:

- define its areas of work to ensure that its research responds to specific gaps and needs in the fundamental rights field;
- share expertise, coordinate research on different areas and work together to communicate its advice to the EU and its Member States. In this way, the FRA can create synergies, make the most of its resources, and support other bodies by delivering clear opinions on how to improve fundamental rights protection;
- ensure that its advice and research reaches policy makers at the right levels of government and EU institutions;
- develop communication, multimedia and information resources based on a FRA Stakeholder Communication Framework Strategy in order to raise awareness and bring knowledge of fundamental rights to specific target groups and to the European citizen in general.

HEPA Europe (European network for the promotion of health-enhancing physical activity)

Founded : 2005
Theme : Sport and health
Subtheme : Health enhancing physical activity
Level : EU
Countries involved : EU-27
Website : <http://www.euro.who.int/en/what-we-do/health-topics/disease-prevention/physical-activity/activities/hepa-europe>

HEPA Europe aims at better health through physical activity among all people in the WHO European Region, by strengthening and supporting efforts to increase participation and improve the conditions for healthy lifestyles. The objectives of HEPA are:

- Promote a better understanding of health-enhancing physical activity and give a stronger voice to physical activity promotion in health policy and in other relevant sectors in Europe, including support for workforce development;
- Develop, support, and disseminate effective strategies and multi-sectoral approaches in the promotion of health-enhancing physical activity;
- Foster the preservation and creation of social and physical environments as well as values and lifestyles supportive of health-enhancing physical activity;
- Together with other relevant institutions and organisations, improve coordination in physical activity promotion across sectors and administrative structures.

The HEPA network holds annual meetings, which are also open to non-members. The HEPA Europe newsletter covers a broad range of issues including network information and activities (outcomes of HEPA Europe meetings, project updates and news), and more general entries on health-enhancing physical activity (featured events and meetings, relevant activities in related WHO activities as well as a list of events).

IDAN / Play the Game

Founded	: 2004 (Play the Game)
Theme	: Social aspects
Subtheme	: All subthemes within this domain
Level	: EU
Countries involved	: EU-27
Website	: http://www.playthegame.org

Play the Game is since January 2011 part of the Danish Institute for Sport studies (IDAN). From 2004 till 2011 Play the Game was an independent institution. The decision for the merger with IDAN (an independent research centre set up by the Danish Ministry of Culture) was a result of the supplementing activities of both organisations. IDAN's main activity is to stimulate public debate in Denmark on sports politics through science-based research and they consider communication and debate important in the daily practice, while Play the Game is an international communication platform that addresses controversial issues in sport, based on journalistic and academic research. The objectives of IDAN are:

- to establish a general overview of and insight into academic and other forms of research within the field of sports nationally as well as internationally
- to analyse the implications and perspectives of policy initiatives within the field of sports
- to initiate public debate on key issues in Danish and international sports politics
- to organise the international Play the Game conference at suitable intervals for a target group of Danish and international journalists, academic researchers and sports officials to address current issues in sports politics
- to strengthen the ethical foundations of sport and work to improve democracy, transparency and freedom of speech in international sports through the Play the Game conference and other activities

Together, Play the Game/IDAN, want to disseminate good practices and link organisations and knowledge carriers as much as possible. IDAN's target group is mainly national although it also seeks cooperation between countries for this purpose. Play the Game is internationally operating. IDAN is a research organisation that does collect data and analyses this data.

The biannual congress of Play the Game used to be in Denmark, but is since 2007 held in other countries (2011 congress was in Cologne, Germany) and co-funded by the organising city or other local institutions. Besides organising congresses Play the Game has a frequent newsletter. Play the Game is no membership organisation. Play the Game does have stakeholders that have an interest in Play the Game. These stakeholders are: investigative journalists, NGO's, and researchers Play the

Game is internationally active in raising debate about ethical standards in sport and the democratisation of sport.

ISCA (International Sport and Culture Association)

Founded	: 1995
Theme	: Social aspects / Health
Subtheme	: All subthemes within social aspects / HEPA
Level	: EU
Countries involved	: EU-27
Website	: http://www.isca-web.org

The International Sport and Culture Association (ISCA) is a global platform open to organisations working within the field of sport for all, recreational sports and physical activity. Created in 1995, ISCA is today a global actor closely cooperating with its 130 member organisations, international NGOs, and public and private sector stakeholders. Its 40 million individual members from 65 countries represent a diverse group of people active within youth, sport and cultural activities.

ISCA's philosophy is that sport is not just about competition and exercise, but also involves having a good time and making friends. Moreover, sport regulates social behaviour and creates a feeling of belonging – which in turn leads to a strengthening of democracy.

ISCA was created in 1995 with the purpose of:

- supporting cross-border understanding through sport and culture
- promoting sport as a bearer of cultural identity
- encouraging the broadest possible participation in sports and cultural activities for affiliated members

To fulfill these objectives, ISCA concentrates on three key areas - activities, education and policy-making. As well as promoting events and educational programs, ISCA takes a full role in the public debate on sport and culture and strives to influence policies in these areas. Overall, ISCA endeavours to improve the general health and well being of individuals in society.

To achieve this ISCA is represented in almost all sport platforms at EU level. They are involved in the Expert groups, the Sport Platform and the Preparatory actions. ISCA focusses on the instrumental use of sport and want to influence policy making. ISCA does not collect data itself, however ISCA organises congresses to stimulate debate and has a regular newsletter. Every month, subscribers receive the ISCA newsletter. In 2007, ISCA organised the ISCA World Congress.

ISPAH (International Society for Physical Activity and Health)

Founded	: 2008
Theme	: Sport and health
Subtheme	: Health enhancing physical activity
Level	: Worldwide
Countries involved	: unknown
Website	: http://www.ispah.org/

The International Society for Physical Activity and Health is an international professional society of individual members who are interested in advancing the science and practice of physical activity and health. The mission of ISPAH is to advance health through the scientific study and promotion of physical activity. The goals of the Society are to:

- Provide a focused international forum and professional organisational home for researchers and practitioners interested in physical activity and health.

- Promote professional development of members through educational activities relevant to physical activity and health.
- Facilitate communication and understanding among international organisations and specialties with interests in, or responsibilities for, physical activity and health.
- Promote and improve the effectiveness of science in advancing the understanding and promotion of physical activity for health.
- Advocate for research funding and policies (legislative and non-legislative) that can improve opportunities and environments for physical activity throughout the world.

ISPAH offers its members a subscription to the *Journal of Physical Activity and Health* (JPAH). The *Journal of Physical Activity and Health* (JPAH) publishes original research and review papers examining the relationship between physical activity and health, studying physical activity as an exposure as well as an outcome. Furthermore, ISPAH offers its members a quarterly E-Newsletter, *Moving Forward*.

Measure

Founded	: 2010
Theme	: Social aspects
Subtheme	: All subthemes within this domain
Level	: EU
Countries involved	: AU, BE, DK, ET, FI, FR, DE, HE, HU, IT, LI, NL, PL, PT, SL, SN, ES, SW, SU, UK
Website	: http://www.measuresport.eu/news .

Measure is a network of sport participation researchers. The network was founded by researchers from the Mulier Institute and the KU Leuven. The network comprises about 70 researchers from 25 European countries, including researchers of the 1990s EU-Compass network. MEASURE has the objective (1) to improve the access to reliable sport participation data and the possibility for researchers to exchange information, (2) to improve the quality of sport participation data, (3) to improve the understanding of differences in sport participation between countries and social groups and (4) to raise interest in sport participation research among policy makers. The network meets regularly, once or twice a year, usually at EASS conferences. Within the network, outcomes and methodologies for sport participation are discussed and experiences are shared. Measure does not itself collect data. Output so far consists of book reviews, a special issue on sport participation in Europe of the EJSSS-journal (vol. 8-2011), report on sport participation in Europe (Scheerder et al. 2011), factsheets on sport participation in 23 EU-countries, several presentations at European policy related conferences, and a book on sport participation policies (edited by the Sporthochschule, Cologne, to be published in 2013). The network has no board, but founders Koen Breedveld, Remco Hoekman (Mulier Institute) and Jeroen Scheerder (KU Leuven) head the network.

Sport & Citizenship

Founded	: 2007
Theme	: Social aspects / economic dimension of sport
Subtheme	: All subthemes within these domains
Level	: EU
Countries involved	: EU-27
Website	: http://sportetcitoyennete.com/

Sport and Citizenship is a European "think tank" in the field of sport. It offers a forum for new thinking and lobbying which aims at putting forward the core values of sport in society, in the realm of politics, economics and media issues.

Sport and Citizenship's team carries out the daily activities. Its complementarity and good knowledge of the institutions allow the think tank to pursue its different missions (lobbying, communication, networking, project management, etc.). The Board provides the think tank's broad strategic guidelines. Its organisation, functioning and powers are set out in *Sport and Citizenship's* articles. It gathers personalities considered as experts in their field and who contribute to the legitimacy of the association.

Sport and Citizenship's scientific committee takes part to the overall work of the think tank. The committee is made up of a two hundred European experts considered as authorities on their own field. Thanks to the wide variety of profiles it allows Sport and Citizenship to break down barriers between different professional fields in order to build a collective expertise on sport as a societal fact.

Honorary members have provided priceless support and help in the development of *Sport and Citizenship*. The think tank keeps growing under their watchful eye.

Sport and Citizenship is mainly financed via European funding, patronage and membership.

In brief, *Sport and Citizenship* is:

- An organ of reflection on the role and position of sport in society
- A force for suggestion to national and European authorities, the economic sector and the non-profit sector
- A means of promoting the sports ethos to encourage and support good practice
- A reference platform and network in Europe in consultation with everyone involved in sport
- A multi-disciplinary scientific committee made up of over a hundred experts

Sport and Citizenship publishes a bilingual scientific journal in which they develop an important theme of society, discuss the current political issues and develop multidisciplinary reflections (4 issues per year). In addition Sport and Citizenship organises events for their think tank and issues position papers on different topics.

Sport&EU (Association for the Study of Sport and the European Union)

Founded	: 2005
Theme	: Social aspects / economic dimension of sport
Subtheme	: All subthemes within these domains
Level	: EU
Countries involved	:
Website	: http://www.sportandeu.com/

The Association for the Study of Sport and the European Union (Sport&EU) is a vibrant network of like minded academics and practitioners with an interest in the study of the relationship between sport and the European Union, both largely defined. Founded in 2005, Sport&EU's membership features now individuals from institutions in more than 25 countries from the five continents. The association aims to promote comparative and interdisciplinary studies focusing on various sports. It is also committed to theoretical debate and research within the area of sport and the EU. The objective is to promote serious and knowledge-based debate and to facilitate informed decision making in the area of EU sports policy.

Sport&EU's main goal is to provide researchers with a network to exchange ideas and information in order to develop a research agenda that enhances the profile of sport within the area of European Studies (both largely defined). Sport&EU is also particularly interested in promoting gender equality in the study of sport, for which we encourage female scholars and practitioners to join and to participate actively in the network.

TAFISA Europe (The Association for International Sport for All)

Founded	: 1960s
Theme	: Social aspects
Subtheme	: All subthemes within this domain
Level	: EU
Countries involved	: EU-27
Website	: http://www.tafisa.net/Europe

TAFISA Europe is the official recognised European body of TAFISA, the Association for International Sport for All. TAFISA began in the 1960s as the semi regular gathering of international but individual personalities and leaders interested and working in the field of Sport for All, under the title 'Trim and Fitness'. At the time, Sport for All was a little known concept. In 1991, the organisation TAFISA, Trim And Fitness International Sport for All Association, was officially formed and its statues registered with the law courts of Frankfurt, Germany. In 2009, TAFISA officially changed its name to 'The Association For International Sport for All' to more accurately describe its activities and its position as the leading international Sport for All association

TAFISA Europe succeeds the European Sport for All Network (ESFAN). TAFISA Europe is a voluntary based network that aims to promote Sport for All in Europe by providing a systematic exchange of knowledge, experiences and best practices as well as supporting common activities undertaken in Europe. TAFISA Europe has three main objectives:

- Providing programs and events for members and citizens, including physical activity events, educational programs and networking events
- Providing European networking and experience transfer platforms
- Lobbying across Europe for sport for all and physical activity and assume political leadership.

TAFISA Europe is chaired by a Steering Committee and generates income from other national or international institutions and persons, foundations and payments by sponsors, and income from licensing agreements

As part of TAFISA's service to its members and the wider Sport for All community, TAFISA endeavours to maintain regular, up to date and interesting communication media. This includes:

- eNewsletter: Every two months TAFISA releases its e-Newsletter to provide members with relevant and interesting information. The TAFISA e-Newsletter focuses both on internal TAFISA matters, as well as general issues in the field of Sport for All and physical activity.
- Magazine: Since 2007 TAFISA has published four magazines focusing on a topical issue in Sport for All. Themes to date have included 'Sport for All, Physical Activity and Health', 'The Integrative Force of Sport for All: Building New Understandings', 'Traditional Sports and Games: New Perspectives on Cultural Heritage' and 'The Report: Guidelines for Sport Clubs for Health Programs'.
- TAFISA Bulletin: The bulletin is published annually. The Bulletin is a colourful display of what TAFISA has achieved during the past year, including TAFISA cooperation, events, programs, achievements.

WHO (World Health Organisation)

Founded	: 1948
Theme	: Sport and health
Subtheme	: Health enhancing physical activity
Level	: Worldwide; WHO/Europe is one of six regional offices throughout the world, each with its own programme geared to the particular health conditions of the countries it serves.
EU countries involved	: WHO/Europe serves the WHO European Region, which comprises 53 Countries.
Website	: WHO -> http://www.who.int/en/ WHO/Europe -> http://www.euro.who.int/en/home

WHO/Europe collaborates with a range of public health stakeholders in the region and globally, to ensure that coordinated action is taken to develop and implement efficient health policies and to strengthen health systems. Generally, WHO focuses on health enhancing physical activity, including sport and active mobility (transport related PA). It should cover all kinds of bodily movement that is considered as 'health enhancing'. WHO does not focus on extreme sports, but on mass sports (sport for all) which is aimed at getting people to be physically active on a regular basis. At the national level, action across different sectors is needed to introduce key strategies for increasing physical activity in a variety of settings. Many countries have already developed national physical activity policies and action plans. WHO/Europe has collected them in a European database on nutrition, obesity and physical activity (NOPA) aiming at providing Member States with easily accessible information on physical activity promotion and at disseminating existing experiences to support policy developments. WHO/Europe sends on a monthly basis newsletters with health news, publications and events highlights from around the WHO European region to its subscribers.

Appendix C: mapping exercise – databases

Formal title of data collection : **Eurobarometer**

Responsible organization(s): European Commission

Funding: European Commission

Fieldwork: TNS-Opinion

Years that the study was and will be carried out: irregularly. Eurobarometers are carried out several times a year, but 'special' Eurobarometers on specific topics, like sport, are not carried out with fixed intervals. Eurobarometers have been carried out in 2003 (EB 58.2, 60.0), in 2004 (EB 62.0) and 2006 (64.3). The 2010 EB 72.3 is not compatible with the earlier EB's. The last EB on sports (EB 72.3, wave 334) was carried out in October 2009 and reported in March 2010. Plans are to replicate this study in 2013.

Countries covered: All EU-27 countries.

Topics: EB's have different subjects for different EB's, centered around two main distinct themes: attitudes/opinions towards sport and sportspolicies, and participation in sports. Most topics touched upon briefly in the simplest of terms, and are certainly not dealt with intensively.

- *Social aspects of sport*:

EB 72.3: volunteering / social inclusion / sports participation / sport clubs / sport infrastructure

Previous EB's: comparable. Education is added sometimes, same for racism, violence and intolerance.

- *Sport and health*:

EB 72.3: Health-Enhancing Physical Activity (% active/ inactive etc)

Previous EB's: sometimes, but not always.

Background information available: EB 72.3: education level / income levels / comments: question on income is a subjective measure / education is years in education / ethnicity is definitely not well covered. Previous EB's: same.

Sample size/ age group: on average 27.000, 1.000 per country. Age group is 15+

Data collection: Face to face at people's homes.

Level of comparability over time: none / comment: so far, there have not been EB's on sports that have used comparable questions.

Level of comparability between countries: strong / comment: questionnaire is developed on a central level, longstanding experiences guarantees high quality, coding and data-analyses is done centrally, all fieldwork is performed by local offices of the same organization. Main issue: not a lot is invested in developing and translating concepts.

Formal title of data collection : **Eurobarometer**

Strengths and weaknesses

Comments on strengths: EB's are strong on comparability and coverage of all 27 EU countries.

Comments on weaknesses: Low number of cases per country do not allow for in depth analyses; no information on children; limited amount of space does not allow for in depth questions; not a lot of time is invested in concept-development (low internal validity).

Further information

Availability of data for further analysis: At Gesis / Cessda database / http://ec.europa.eu/public_opinion/archives_en.htm / costs: data are available free of charge in due time.

Name, year, link to main report / most recent outcomes:

Sport and physical activity (2011). http://ec.europa.eu/public_opinion/archives/ebs/ebs_334_en.

Website / contact person for more info:

DG EAC - Sport Unit,
Marcello CORRADO,
+32.2.299 51 91,
Pier-Marcello.CORRADO@ec.europa.eu.

Formal title of data collection: European Social Survey (ESS)

Responsible organization(s): The European Social Survey is an *academically-driven social survey*. The ESS-project is directed by a Core Scientific Team (cf. the central coordinating team), representing 7 institutions: Centre for Comparative Social Surveys at City University London (UK – in charge of project), NSD (Norway – responsible for data archiving), GESIS (Germany), The Netherlands Institute for Social Research/SCP (Netherlands), Universitat Pompeu Fabra (Spain), University of Leuven (Belgium), and University of Ljubljana (Slovenia). The central coordinating team is assisted by specialist advisory groups (e.g. question design teams, method groups, etc.).

Funding: The central coordination and design has been funded through the European Commission's Fifth and Sixth Framework Programmes and the European Science Foundation. The national scientific funding bodies cover the costs of fieldwork in each country

Fieldwork: In each participating country data are collected by a contractor.

Years that the study was and will be carried out: Starting in 2002, so far, 5 rounds of data have been collected (2002, 2004, 2006, 2008, 2010). Currently a sixth wave is being prepared. Data are collected every two years.

At each round of the survey, multi-national teams of researchers are selected to contribute to the design of two rotating modules for the questionnaire. Rotating modules are selected by means of a Call for Proposals placed in the Official Journal of the European Union and circulated via the European Science Foundation and relevant National Science Foundations. The call for Round 8 will open in 2014 subject to continued funding.

Countries covered: 22 countries in 'ESS1-European Social Survey Round 1 2002/2003': Austria, Belgium, Denmark, Finland, France, Germany, Greece, Ireland, Italy, Luxembourg, Netherlands, Portugal, Spain, Sweden, UK, Czech Republic, Hungary, Israel, Norway, Poland, Slovenia, Switzerland. 28 countries in the 'ESS5-European Social Survey Round 5 2010/2011': Austria, Belgium, Bulgaria, Croatia, Cyprus, Czech Republic, Denmark, Estonia, Finland, France, Germany, Greece, Hungary, Ireland, Lithuania, Netherlands, Poland, Portugal, Slovakia, Slovenia, Spain, Sweden, UK, Israel, Norway, Switzerland, Russian Federation, and Ukraine.

Topics: The ESS consists of a consistent core module and a series of rotating modules. Every year a different topic is chosen.

- *Social aspects of sport:* ESS1-2002: Sports clubs (membership + volunteering) / Having friends in sport clubs

- *Sport and health:* ESS1-2002: Health care systems & own health condition. ESS2-2004: Health care systems, Attitudes towards health and medical treatment & own health condition. ESS3-2006: Health care systems & own health condition. ESS4-2008: Health care systems, Attitudes towards health and medical treatment & own health condition. ESS5-2010: Health care systems & own health condition

Background information available: sex / age / country of birth / ethnicity / size and composition of household / education level / income levels/ employment status / profession

Sample size: ESS1-2002: 42.359 / ESS5-2010= 50.781

Age groups: 15+

Data collection: Face-to-Face interview (Computer assisted personal interview / paper and pencil interview)

Level of comparability over time: low for sport and rather high for health condition and attitude towards health care systems

Level of comparability between countries: Rather strong . Efforts were taken to produce comparable data via standardized data processing.

Formal title of data collection: **European Social Survey (ESS)**

Strengths and weaknesses

Comments on strengths: Comparability across a considerable number of countries

Comments on weaknesses: Due to the modular approach, the data do not allow for time-trend analysis regarding sports. However the data do allow for time-trend-analysis regarding health.

Further information

Availability of data for further analysis: Data are made available via the ESS data website (<http://ess.nsd.uib.no>). NSD (Norway) is responsible for the data archive.

Name, year, link to main report / most recent outcomes:

- An overview of ESS publications and documents can be found at <http://ess.nsd.uib.no/bibliography/>
- NSD (2011). *ESS1 – 2002 documentation report. The ESS data archive*. Norway: NSD.
- Jowell, R. & the central coordinating team (2003). *European Social Survey 2002-2003. Technical report*. London: Centre for Comparative Social Surveys, City University London
- NSD (2012). *ESS5 – 2010 documentation report. The ESS data archive*. Norway: NSD.
- European Social Survey (2012). *ESS Round 5 (2010/2011) Technical Report*. London: Centre for Comparative Social Surveys, City University London

Website / contact person for more info:

Rory Fitzgerald

Centre for Comparative Social Surveys, City University, London

Email: ess@city.ac.uk

Telephone: +44 (0) 20 7040 4901

www.europeansocialsurvey.org

Formal title of data collection: European Values Study

Responsible organization(s): The EVS was initiated by the European Value Systems Study Group (EVSSG) in the late 1970s. Currently the European Values project is managed by the *Council of Program Directors*, consisting of 47 members and chaired by Prof. dr. Jaak Billiet (University of Leuven, Belgium). All daily responsibilities are delegated to the *Executive Committee*. This Committee consists of 8 members and is chaired by Prof dr. Paul de Graaf (Tilburg University, The Netherlands). The *Theory Group* (10 members) and the *Methodology Group* (11 members) are responsible for the development of the questionnaires and the quality management. The *EVS Foundation*, the highest legal authority, is responsible for the planning and promotion of joint activities and offers assistance in Fund raising. A Board (6 members) is directing the foundation.

Funding: The participating universities and research institutes in the participating countries pay the salaries of the program directors and their teams. The fieldwork of the 2008 wave was financed with the help of sponsors (not EU).

Fieldwork: The National Program Directors were responsible for the fieldwork in their country. Coordination of the fieldwork was done by EVS teams at Tilburg University, CEPS/Institute, and GESIS (German Social Science Infrastructure Services Association). The Executive Committee 'steered' the whole project, under the supervision of the Board of the EVS Foundation.

Years that the study was and will be carried out: 1981, 1990, 1999, 2008. The 2008-wave covers the period 2008-2010. A new wave is suggested for 2017.

Countries covered: In 1981, in total 16 (10 European) countries participated in the EVS (Belgium, Canada, Denmark, France, Germany West, Great-Britain, Iceland, Ireland, Italy, Malta, The Netherlands, Northern Ireland, Norway, Spain, Sweden, USA).

The second wave (1990), consisted of 27 European countries (Austria, Belgium, Bulgaria, Czech Republic, Denmark, Estonia, Finland, France, Germany, Great-Britain, Hungary, Iceland, Ireland, Italy, Latvia, Lithuania, Malta, The Netherlands, Northern Ireland, Norway, Poland, Portugal, Romania, Slovak Republic, Slovenia, Spain, Sweden) + Canada and the USA.

In 1999 33 European countries were involved in the third EVS-wave. This covered all European countries with the exception of Norway, Switzerland and some of the former Yugoslavian countries. The last wave so far, in 2008, covered 47 European countries/regions.

Topics: *Social aspects of sport:* 2008 - Education / Volunteering / Sport clubs membership
Sport and health: 2008 - Health care systems / Other, namely state of own health condition

Background information available: 2008 - sex / age / country of birth / ethnicity / size and composition of household / education level / income levels/ employment status / profession

Sample size: 67.786 **Age groups:** 18+, except Armenia (15+) and Finland (18 to 74 years)
The net sample size (in the sense of completed interviews) is in general about 1000-1500 respondents per country. For more information see EVS & GESIS (2010).

Data collection: Face to face, except Finland (internet panel) and Sweden (postal survey).

Level of comparability over time: Strong. Longitudinal scope of study enables to explore trends.

Level of comparability between countries: Strong. Large efforts were taken to produce comparable data and to guarantee high scientific standards in developing and translating the questionnaires and standardized data processing.

Formal title of data collection: European Values Study

Strengths and weaknesses

Comments on strengths: Highly comparable across waves and across countries. Questions with respect to volunteering in sport, sport clubs membership, confidence in health care system and own health condition are highly comparable with those in earlier waves (1981, 1990 and 1999).

Comments on weaknesses: None identified.

Further information

Availability of data for further analysis:

Data and documents are released for academic research and teaching.

Primary data for statistical analysis are made available online by GESIS - Leibniz Institute for the Social Sciences, through the online download and analysis facility ZACAT (<http://zacat.gesis.org>).

Name, year, link to main report / most recent outcomes:

- Publications using EVS data can be found in the so called EVS Repository (<http://www.europeanvaluesstudy.eu/evs/publications/>)
- EVS, GESIS (2010). *EVS 2008 Method Report. GESIS-Technical Reports 2010/17*. Retrieved from <http://www.europeanvaluesstudy.eu/>.
- EVS, GESIS (2011). *EVS 2008 - Variable Report. GESIS-Variable Reports 2011/9*. Retrieved from www.europeanvaluesstudy.eu/.

Website / contact person for more info:

Prof.dr. Paul M. de Graaf
Tilburg University – Department of Sociology
Email: EVS@uvt.nl
Telephone: +31 13 466 2554
<http://www.europeanvaluesstudy.eu/>

Formal title of data collection: International Social Survey Programme (ISSP)

Responsible organization(s): ISSP is an annual programme of cross-national collaboration (cf. ISSP members) on surveys covering topics regarding social sciences. The ISSP secretariat is responsible for the day-to-day business of ISSP. One of the ISSP-member institutions is appointed as the Secretariat. Currently (2009-2012) The B.I. and Lucille Cohen Institute for Public Opinion Research (University of Tel Aviv, Israel) is holding the secretariat. Several groups and committees (such as a *Methodology Committee*) are responsible for the development of the questionnaires and the quality management. The methodological work in is co-ordinated by a *Methodology Committee*. This Committee consists of 7 members and is chaired by New Zealand.

Funding: Each research organisation funds its own costs.

Fieldwork: ISSP brings together pre-existing social science projects, thereby adding a cross-national, cross-cultural perspective to the individual national studies. Each member is responsible for the fieldwork in his country. Coordination of the fieldwork is done at the programme level. ISSP modules are integrated or fielded along existing surveys in the participating countries.

Years that the study was and will be carried out: 1985, 1986, 1987, 1988, 1989, 1990, 1991, 1992, 1993, 1994, 1995, 1996, 1997, 1998, 1999, 2000, 2001, 2002, 2003, 2004, 2005, 2006, 2007, 2008, 2009, 2010, 2011, 2012. New studies are planned for 2013 (national identity) and 2014 (citizenship)

Countries covered: Since 1984, ISSP has grown to 48 nations, the founding four--Germany, the United States, Great Britain, and Australia-- plus Austria, Ireland, Hungary, the Netherlands, Italy, Israel, Norway, the Philippines, New Zealand, Russia, Japan, Bulgaria, Canada, the Czech Republic, Slovenia, Poland, Sweden, Spain, Cyprus, France, Portugal, Slovakia, Latvia, Chile, Denmark, Brazil, South Africa, Switzerland, Venezuela, Belgium, Finland, Mexico, Taiwan, South Korea, Uruguay, Croatia, the Dominican Republic, Turkey and China.

Topics: Every year a different topic is chosen. In 2007 'Leisure time and sports' was selected as topic.

- *Social aspects of sport:* 2007 - Sports participation / Sports clubs / Sports preferences / Motives for sport participation / Attitudes towards sports.

- *Sport and health:* 2007 - Health-Enhancing Physical Activity / Sport injuries / Health care systems / Doping / Other, namely state of own Health condition. 2010 - Health care systems / Attitudes towards health & medical treatment / own health condition. In 2011 the central theme was 'Health'.

Background information available: sex / age / country of birth / ethnicity / size and composition of household / education level / income levels/ employment status / profession / ...

Sample size / age groups: differences for each module/year – age group each year 18+

It is prescribed that national representative random samples of the adult population should achieve a norm of 1 400 cases (with a minimum of 1 000 cases). Based on responses from 31 countries it could be calculated that the 2009-survey had a sample size of about 44 000.

Data collection: Face to face, in some countries questionnaires were self-completed by mail.

Level of comparability over time: low

Level of comparability between countries: Although efforts were taken to produce comparable data via standardized modules and standardized data processing, there are differences in data collection and procedures across countries.

Formal title of data collection: International Social Survey Programme (ISSP)

Strengths and weaknesses

Comments on strengths: Comparability across a considerable number of countries

Comments on weaknesses: Due to the modular approach, the data do not allow for time-trend analysis. So far there was only one module regarding 'leisure time and sports' (2007-module). In 1995 and 2004, questions were asked on 'proudness' of achievements on elite sports.

Further information

Availability of data for further analysis: GESIS Data Archive and Data Analysis (GESIS Data Archive), the ISSP data archive, is responsible for archiving, integrating data and documentation and for the distribution of the merged international datasets for the Programme. Since 1997 the GESIS Data Archive is supported in the processing of data by the Spanish ISSP partner ASEP, Madrid. Data are made available through the online download and analysis facility ZACAT (<http://zacat.gesis.org>). Data until 2009 are, so far, available.

Name, year, link to main report / most recent outcomes:

- An overview of ISSP publications and documents can be found at <http://www.issp.org/page.php?pageld=150>
- Some examples of publications based on ISSP 2007 (leisure time and sports):
 - o Scholz, E., T. Lenzner, et al. (2009). ISSP 2007 Germany leisure time and sports: GESIS report on the German study. GESIS-technical reports; 2009/08 Bonn, GESIS.
 - o Hover, P., D. Romijn, et al. (2010). Sportdeelname in Cross National Perpectief, W.J.H. Mulier Instituut.
 - o Gendall, P. J. and V. Michaels (2008). Sport and Leisure in New Zealand: International Social Survey Programme, Dept. of Communication, Journalism & Marketing, Massey University, International Social Survey Programme.
 - o Schweiz, B. (2010). Aktualisierte Indikatoren 5.1: Volkswirtschaftliche Bedeutung des Sports in der Schweiz [Updated indicators 5.1: Economic Importance of Sport in Switzerland]. , Observatorium Sports.
 - o Schweiz, B. (2010). Sportaktivität im internationalen Vergleich [Sports activity in international comparison], Observatorium Sports.
 - o Stamm, H. and M. Lamprecht (2010). Sport participation in Switzerland. Toward an international comparison? Conference of the European Association for the Sociology of Sport (EASS) Porto.
- Gendal, P. (2011). *International Social Survey Programme study monitoring 2009. Report to the ISSP General Assembly on monitoring work undertaken for the ISSP by the Methodological Committee. Palmerston North: Massey University.*

Website / contact person for more info:

The ISSP secretariat (2009-2012): The B.I. and Lucille Cohen Institute for Public Opinion Research, University of Tel Aviv, Israel.

isspbic@post.tau.ac.il

<http://www.issp.org/>

Formal title of data collection: European Union Statistics on Income and Living Conditions (EU-SILC)

Responsible organization(s): Since 2003-2004 the European Union Statistics on Income and Living Conditions (EU-SILC) is replacing the European Community Household Panel (ECHP). EUROSTAT is coordinating EU-SILC. Data are gathered via the National Statistical Institutes across Europe (EU-SILC does not rely on a common questionnaire or a survey but on the idea of a “framework”). One of the characteristics of EU-SILC is flexibility in terms of data sources and sampling design.

Funding: Not applicable. Eurostat strongly encourages the use of existing data sources, whether they are surveys or registers and the use of national sampling design. Depending on the country, micro-data could come from: (a) two or more national sources (surveys and/or registers), (b) one or more existing national sources with a new survey, (c) a new harmonized survey.

Fieldwork: Each member/country is responsible for the fieldwork in his country. Coordination of the fieldwork is done by EUROSTAT. EU-SILC is considered to be a good trade-off between flexibility and comparability. EU-SILC uses an ex-post output harmonization. Nevertheless, it is argued that in specific areas the comparability of data would benefit from input harmonization.

Years that the study was and will be carried out: Starting in 2003, data are produced annually.

Countries covered: Since 2003 Belgium, Denmark, Greece, Ireland, Luxembourg, Austria and Norway are participating in the EU-SILC. From 2004 on, SILC-EU is covering the EU-25, plus Iceland, Norway, Switzerland, Bulgaria, Croatia, Romania and Turkey.

Topics: EU-SILC is the EU reference source for comparative statistics on income, poverty, social exclusion and living conditions at the European level. As such, data regarding sport and health are limited. The EU-SILC consists of both cross-sectional and longitudinal elements. Each year, a module is developed to address an ad hoc issue. For 2013, this will be ‘well being’, for 2014 ‘material deprivation’ and for 2015 ‘social participation’.

Social aspects of sport: Membership of sport clubs (yes/no) with possibility to relate to background characteristics [data for 2004-5, 2006].

Sport and health: Use of medical treatment / own health condition / limitations in activities / access to health care

Background information available: sex / age / ethnicity / size and composition of household / education level / income levels/ employment status / profession . EU-SILC covers detailed information about income, social exclusion and poverty indicators, etc.

Sample size / age groups: differences for each year/country. It is prescribed that data are based on nationally representative probability samples. The minimum effective sample sizes for each country of a *household* sample varies between 3250 and 8250, depending on the size of the country. A minimum effective sample size of around 273 000 persons *aged 16+* in the EU is set as a target.

Data collection: Face to face interviews (Computer Assisted Personal Interviewing / Paper-Assisted Personal Interview), as well as Computer-Assisted Telephone Interviews.

Level of comparability over time: Longitudinal data is limited to income information and critical qualitative, non-monetary variables of deprivation, aimed at identifying the incidence and dynamic processes of persistence of poverty and social exclusion among subgroups in the population.

Level of comparability between countries: Rather strong. Regulations guard comparability/accuracy.

Formal title of data collection: European Union Statistics on Income and Living Conditions (EU-SILC)

Strengths and weaknesses

Comments on strengths: Comparability across a considerable number of countries and over time.

Comments on weaknesses: EU-SILC is intended to gather detailed data on income, poverty, social exclusion and living conditions at the European level. As such, data regarding sport (and health) are limited.

Further information

Availability of data for further analysis: Direct access to the EU-SILC data is only provided by means of research contracts. Access is in principle restricted to universities, research institutes, national statistical institutes, and central banks inside the EU and EEA countries. To obtain EU-SILC data, an official access request must be made by e-mail (estat-microdata-access@ec.europa.eu).

Indicators are available via the EUROSTAT website. As known, no reports have been published on sports-related data in Silc.

Name, year, link to main report / most recent outcomes:

- An overview of EU-SILC documents and publications can be found at <http://circa.europa.eu/Public/irc/dsis/eusilc/library>
- Most-recent: EUROSTAT (2011). Description of target variables: cross sectional and longitudinal. 2012 operation. Luxembourg: Office for Official Publications of the European Communities.
- Overview of ad hoc modules http://epp.eurostat.ec.europa.eu/portal/page/portal/income_social_inclusion_living_conditions/data/ad_hoc_modules

Website / contact person for more info:

<http://www.ec.europa.eu/eurostat>
EUROSTAT
Wetstraat 200
1049 Brussel
Tel : +32 22991111
isspbic@post.tau.ac.il

Formal title of data collection : **Hetus Time Use Surveys**

Responsible organization(s): Individual countries, with guidance from Eurostat

Funding: Individual countries

Fieldwork: Varies per country, often statistical agencies. Eurostat has been supporting a working-group on time use for some years. In 2008, this WG issued guidelines on how to conduct time surveys. Most European countries follow those guidelines. The guidelines prescribe that respondents fill out a diary for two days, one weekday and one weekend-day. In addition, respondents fill out a lengthy questionnaire.

Years that the study was and will be carried out: **irregularly**, and depending from country to country. Most countries undertake a time-use-study (TUS) every 5 to 10 years. Time use studies have been carried out since the early seventies. See <http://www.iatur.org/> for more information.

Countries covered: See the websites: some, but certainly not all EU-countries, and very few within the same year. Currently, countries all over the world carry out such surveys, incl. most OECD countries (e.g. U.S, Canada, Australia, Japan). Data of 15 of them can be found on Eurostat's website. See <https://www.h2.scb.se/tus/tus/Default.htm>.

Topics: Often though not always, in the questionnaire questions are asked on topics like club membership, or perceived health.

Social aspects of sport: Time spent on volunteering and sport participation

Sport and health: Time spent on physical activities

Background information available: Standard personal characteristics as well as detailed accounts of time use

Sample size / age groups: Differs from country to country; due to the set up of the research, large numbers of respondents are necessary. The age groups differ from country to country.

Data collection: differs from country to country.

Level of comparability over time: differs from country to country, most countries that adopted the 2008-guidelines can not go back in time.

Level of comparability between countries: reasonably strong, as the countries follow the same guidelines. As all fieldwork is performed by local offices, differences do still remain. This is esp true of the questionnaire, that has not been harmonized.

Formal title of data collection : **Hetus Time Use Surveys**

Strengths and weaknesses

Comments on strengths:

- TUS are esp. strong on measuring averages and differences in time use for large groups of people, and relating this to other forms of time –use and e.g. feelings of well being.

Comments on weaknesses:

- Harmonization was only done partly and remains somewhat problematic.
- Surveys are being done irregularly, not all countries are being covered, and the 2-day diary does not allow for a good scale on sportsparticipation as coincidence plays quite a large role in whether a person participated in sports during those two days.
- TUS can be useful in the field of PA, though hardly in the field of sports.

Further information

Availability of data for further analysis: See the website <http://www.iatur.org/> or <https://www.h2.scb.se/tus/tus/Default.htm> for more information.

Name, year, link to main report / most recent outcomes. Eurostat produces some basic tables (see <https://www.h2.scb.se/tus/tus/Default.htm>), and in addition reports are available at <http://www.iatur.org/> though scarcely on sports.

Website / contact person for more info:

Statistics Sweden
Population and Welfare Statistics
Demographic Analysis and Gender Equality
Tel: +46 19 17 68 92
E-mail: Mikael.molen@scb.se.

Formal title of data collection: **Health Behaviour in School-aged Children (HBSC)**

Responsible organization(s): World Health Organization, The Child and Adolescent Health Research Unit (CAHRU), University of Edinburgh, is currently the International Coordinating Centre (ICC) of HBSC.

Funding: Each member country needs to secure national funding to carry out the surveys and to contribute to the management and development of the international study.

Fieldwork: The HBSC Research Network comprises member country Principal Investigators and their research teams. There are currently over 250 individual researchers in the network from a range of disciplines. Fieldwork for each cross-national survey is carried out over a period of around seven to eight months, from October to May of the following year.

Countries covered: 42 countries: Finland, Norway, Austria, Belgium, Hungary, Israel, Scotland, Spain, Sweden, Switzerland, Wales, Denmark, Canada, Latvia, Poland, Czech Republic, Estonia, France, Germany, Greenland, Lithuania, Russia, Slovak Republic, England, Greece, Portugal, Rep. of Ireland, USA, Macedonia, The Netherlands, Italy, Croatia, Malta, Slovenia, Ukraine, Bulgaria, Iceland, Luxembourg, Romania, Turkey, Albania, Armenia.

Years that the study was and will be carried out: 1993–1994, 1997–1998, 2001–2002, 2005–2006, 2009–2010

Sample size / age groups: The survey is carried out on a nationally representative sample in each participating country. The sample consists of approximately 1500 from each age group (i.e. a total of 4500 from each participating country). $4500 \times 42 \text{ countries} = 189,000$. The age groups are 11 years, 13 years and 15 years.

Data collection: Self-administered questionnaire (completion of questionnaire in classroom).

Topics:

- Background factors: demographics and maturation, social background (family structure, socio-economic status).
- Individual and social resources: body image, family support, peers, school environment.
- Health behaviors: physical activity, eating and dieting, smoking, alcohol use, cannabis use, sexual behavior, violence and bullying, injuries.
- Health outcomes: symptoms, life satisfaction, self-reported health, Body Mass Index.

Depending on the year of study, Information available on (vigorous and moderate) PA, sport club membership, TV watching, computer use and watching videos. In the 2009/2010 edition, the question on membership of sport clubs was no longer taken up in the survey. In the question on sport participation, sport participation was combined with 'playing outside' and could no longer be isolated.

Level of comparability over time: Unknown, the research protocols are not available online.

Level of comparability between countries: High: Questionnaire is developed on a central level, long-lasting experiences guarantees high quality, coding and data-analyses is done centrally, all fieldwork is performed by local offices of the same organization.

Formal title of data collection: **Health Behaviour in School-aged Children (HBSC)**

Strengths and weaknesses

Comments on strengths:

A total of 42 countries participate in this large scale study. Questionnaire is developed on a central level, long-lasting experiences guarantees high quality.

Comments on weaknesses:

Study focuses solely on Health Behaviour in School-aged Children (aged 11, 13, 15).

Further information

Availability of data for further analysis:

The international data file is restricted for the use of member country teams for a period of three years, after which time the data is available for external use by agreement with the International Coordinator and the Principal Investigators. The HBSC Data Manager is Professor Oddrun Samdal of the University of Bergen (Oddrun.Samdal@iuh.uib.no).

Name, year, link to main report / most recent outcomes:

<http://www.hbsc.org/publications.html>.

Website / contact person for more info:

HBSC International Coordinating Centre
Child and Adolescent Health Research Unit (CAHRU)
University of St Andrews
Medical and Biological Sciences Building
North Haugh
ST ANDREWS, Fife KY16 9TF
United Kingdom
Tel: +44 (0)1334 461 731
Email: info@hbsc.org

Formal title of data collection: **SHARE – Survey of Health, Ageing and Retirement in Europe**

Responsible organization(s): Munich Centre for the Economics of Aging (MEA), formerly known as Mannheim Research Institute for the Economics of Ageing (MEA).

Funding: European Commission, via the 5th framework programme (project QLK6-CT-2001-00360, which is part of the research theme Quality of Life). European Commission via the 6th framework program (projects SHARE-I3, RII-CT-2006-062193 en COMPARE, CIT5-CT-2005-028857). US National Institute on Ageing (NIA) (U01 AG09740-13S2, P01 AG005842, P01 AG08291, P30 AG12815, Y1-AG-4553-01 and OGHA 04-064). National funding via: Austrian Science Foundation (FWF), Belgian Science Policy Office, Swiss BBW/OFES/UFES, US National Institute on Aging (R21 AG025169), German-Israeli Foundation for Scientific Research and Development (G.I.F.) and National Insurance Institute of Israel.

Fieldwork: Several survey agencies including IMAS (AT), PSBH-University of Liège (BE), PSBH-University of Antwerp (BE), MIS Trend (CH), Infas (DE), SFI Survey (DK), Demoscopia (ES), INSEE (FR), KAPA Research (GR), DOXA (IT), TNS NIPO (NL), Intervjubolaget (SE) and NatCen (UK).

Countries covered: Austria, Belgium, Czech Republic, Denmark, France, Germany, Greece, Ireland, Italy, Netherlands, Poland, Spain, Sweden.

Years that the study was and will be carried out: Interviews with intervals of two years. The baseline study (wave 1) was conducted in 2004–2005. The second, third and fourth were conducted in 2006–2007, 2008–2009, and 2010–2011.

Sample size / age group: 45,000. Age group is 50+.

Data collection: Face-to-face interview supplemented by a self-administered questionnaire.

Topics: With regard to physical activity the frequency of vigorous and moderate physical activity is measured.

- Economic characteristics (for example income).
- Health characteristics (for example physical and mental health).
- Social characteristics (for example having children).

Level of comparability over time:

High: Measurement items did not change between the three waves of data collection.

Level of comparability between countries:

High: Three steps have been taken: First, carefully selecting a random sample in each country; second, applying strict field work procedures to maximize the response rates; third, compute weights which reflect the age and gender distribution of the nearest official statistic, usually a micro-census by the country's national statistical office.

Formal title of data collection: **SHARE – Survey of Health, Ageing and Retirement in Europe**

Strengths and weaknesses

Comments on strengths:

Level of comparability over time and level of comparability between countries is high.

Comments on weaknesses:

None.

Further information

Availability of data for further analysis:

The data are available for the entire research community free of charge. More info can be found at <http://www.share-project.org/data-access-documentation/research-data-center-data-access.html>

Name, year, link to main report / most recent outcomes:

Börsch-Supan and Jürges (Eds.) The Survey of Health, Aging, and Retirement in Europe – Methodology/ Mannheim Research Institute for the Economics of Aging, 2005, ISBN 3-00-017215-7, URL: http://www.share-project.org/uploads/tx_sharepublications/SHARE_BOOK_METHODODOLOGY_Wave1.pdf

Website / contact person for more info:

Prof. Axel Börsch-Supan, Ph.D.

Project coordinator

Munich Center for the Economics of Aging (MEA)

Max Planck Institute for Social Law and Social Policy

Amalienstrasse 33

80799 Munich

Germany

<http://www.share-project.org/contact-organisation/project-coordination.html>

Formal title of data collection : **UEFA injury study**

Responsible organization(s): Department of Medical and Health Sciences, Linköping University, Linköping, Sweden.

Funding: Union of European Football Associations (UEFA).

Fieldwork : Department of Medical and Health Sciences, Linköping University, Linköping, Sweden.

Countries covered: Belgium, England, France, Germany, Italy, Portugal, Scotland, Spain, The Netherlands and Ukraine.

Years that the study was and will be carried out: Annually, since 2000.

Sample size / age group: Varies over the years: the first team squads of 23 teams selected by UEFA as belonging to the 50 best European soccer teams. The age group varies over the years: the first team squads of 23 teams selected by UEFA as belonging to the 50 best European soccer teams.

Data collection: Prospective cohort study where teams were followed for consecutive seasons. Team medical staff recorded individual player exposure and time-loss injuries. The study design follows the consensus on definitions and data collection procedures in studies of football injuries outlined by FIFA and UEFA. Baseline data is collected once yearly, at the start of the season. Individual player exposure in training and matches is registered by the clubs on a standard exposure form. The injury form provides information on the date of injury, scheduled activity, type and location of injury, re-injury and foul play. Injuries are categorized under four degrees of severity based on the number of days' absence. All injuries will be followed until the final day of rehabilitation.

Topics: Injury incidence and injury patterns.

Level of comparability over time:
High.

Level of comparability between countries:
High.

Formal title of data collection : **UEFA injury study**

Strengths and weaknesses

Comments on strengths:

The study design followed the consensus on definitions and data collection procedures in studies of football injuries outlined by FIFA and UEFA. Therefore, the level of comparability over time and between countries is high.

Comments on weaknesses:

Data collection focusses on elite soccer players. Therefore, no information is available on injuries in recreational soccer or other sports.

Further information

Availability of data for further analysis:

-

Name, year, link to main report / most recent outcomes:

Jan Ekstrand, Martin Hägglund and Markus Waldén, Injury incidence and injury patterns in professional football - the UEFA injury study, 2009, British journal of sports medicine, 060582.
<http://dx.doi.org/10.1136/bjsm.2009.060582>

Website / contact person for more info:

Jan Ekstrand MD, PhD
Sports Clinic
Solstigen 3
S-589 43, Linköping
Sweden
Tel. int + 46 13 161648, fax int +46 13 161892
jan.ekstrand@telia.com

Formal title of data collection : **World Health Survey**

Responsible organization(s): World Health Organization (WHO).

Funding: The survey is funded by the World Health Organization (WHO) in Geneva, Switzerland, which is an international organization and whose objective is to promote good health and make health care accessible to all people.

Fieldwork:

- Regional office for Africa (AFRO).
- Regional office of the Americas (AMRO).
- Regional office for Europe (EURO).
- Regional office for the Eastern Mediterranean (EMRO).
- Regional office for South East Asia (SEARO).
- Regional office for the Western Pacific (WPRO).

Countries covered: 30 European countries: Austria, Belgium, Bosnia and Herzegovina, Croatia, Czech Republic, Denmark, Estonia, Finland, France, Georgia, Germany, Greece, Hungary, Ireland, Israel, Italy, Kazakhstan, Latvia, Luxembourg, Netherlands, Norway, Portugal, Russian Federation, Slovakia, Slovenia, Spain, Sweden, Turkey, Ukraine, United Kingdom + 40 countries outside EU.

Years that the study was and will be carried out: 2003, the "current status" description on the WHO website dates from 2005/2006. At current, no plans are known to replicate the study.

Sample size / age group: Approx. 200,000 respondents. The target population includes any adult, male or female age 18 or over living in private households.

Data collection:

- Household Face-to-Face Surveys: randomly selected houses are contacted and a person from that house is interviewed.
- Computer Assisted Telephone Interview (CATI): surveys are conducted via phone using computerized systems when there is good coverage of the telephone network.
- Computer Assisted Personal Interview (CAPI): computer assisted data collection method for replacing paper-and-pen methods of data collection using a portable personal computer.

Topics: Six items from IPAQ short are included on vigorous and moderate physical activity

- Health states of populations: measuring health in multiple domains.
- Risk factors (e.g. tobacco, alcohol, pollution) and their association with health states.
- Responsiveness of health systems: whether health systems meet the legitimate expectations of people.
- Coverage, access and utilization of key health services (e.g. immunization, treatment of childhood illness, STD and HIV/AIDS).
- Health care expenditures: how much households contribute to health care.

Level of comparability over time:

Not applicable, one data collection wave has taken place.

Level of comparability between countries:

Low, since different methods of surveys and approaches have been used in the various countries.

Formal title of data collection : **World Health Survey**

Strengths and weaknesses

Comments on strengths:

Large scale data collection including 30 European countries and 40 countries outside EU.

Comments on weaknesses:

Level of comparability between countries is low, since different methods of surveys and approaches have been used in the various countries.

Further information

Availability of data for further analysis:

Free available data at : <http://surveydata.who.int/index.html>.

Name, year, link to main report / most recent outcomes:

The most recent outcomes specifically aimed at PA (including data from countries outside the EU) are presented in this paper: Guthold et al. Worldwide variability in physical inactivity a 51-country survey. *Am J Prev Med.* 2008 Jun;34(6):486-94. The only EU countries involved in this paper are: Estonia, Slovakia, Croatia, Czech Republic, Hungary, Slovenia, Bosnia and Herzegovina, and Spain.

Website / contact person for more info:

Dr B. Üstün
Coordinator
Classification, Assessment, Surveys and Terminology
Global Programme on Evidence for Health Policy
Evidence and Information for Policy
World Health Organization
20, Avenue Appia
CH 1211 Geneva 27
Switzerland
E-mail: ustunb@who.int
Phone +41.22.791.3608
Fax +41.22.791.4885
Website: <http://www.who.int/whs>

Formal title of data collection : The Fitness Against Doping survey for consumers

Responsible organization(s): European Health and Fitness Association, European Commission.

Funding: European Health and Fitness Association, and European Commission.

Fieldwork: Portuguese Fitness Association, Bulgarian Association of Health and Fitness, Danish Fitness and Health Organization, German Fitness Association, Department of Anti-Doping Research of Institute of Sport, UK Fitness Industry Association, Dutch Fitness Association, Hungarian Coaching Association, International Coaching for Coach Education, International Sport and Culture Association, and Swiss Certification Body.

Countries covered: Bulgaria, Denmark, Germany, Hungary, Portugal, Poland, Switzerland, The Netherlands, and UK.

Years that the study was and will be carried out: 2011.

Sample size / age group: Between July and August 2011, it surveyed over 10,300 consumers/practitioners, exercise professionals and club/facility managers from nine European countries. No restriction on age was given.

Data collection method: Survey.

Topics: Demographics, PIEDs (Performance and Image Enhancing Drugs), societal-based drugs (often called recreational drugs), and food supplements.

Level of comparability over time:

Not applicable, one data collection wave has taken place in 2011.

Level of comparability between countries:

High: Questions are the same for each country.

Formal title of data collection : **The Fitness Against Doping survey for consumers**

Strengths and weaknesses

Comments on strengths:

This is the largest research of its kind so far.

Comments on weaknesses:

Only one data collection wave has taken place.

Further information

Availability of data for further analysis:

Unknown.

Name, year, link to main report / most recent outcomes:

<http://www.ehfa-programmes.eu/en/fitness-against-doping/87.html>

Website / contact person for more info:

<http://www.ehfa-programmes.eu/en/fitness-against-doping/87.html>

Formal title of data collection : **FINBALT Health Monitor**

Responsible organization(s): The organisation consists of a steering committee, a coordinating centre and national monitoring centres. Monitoring system is led by the steering committee, which has a representative from each national centre and the Finnish coordinating centre. National Institute for Health and Welfare, THL (Finland) co-ordinates the project.

Funding: National Institute for Health and Welfare, Finland; Ministry of Social Affairs and Health, Finland; National Institute for Health Development, Estonia; Centre of Health Economics, Latvia; Lithuanian University of Health Sciences, Lithuania.

Fieldwork: Each national research centre owns its national data and carries out independently the national analyses.

Countries covered: Estonia, Finland, Latvia, Lithuania.

Years that the study was and will be carried out:

Estonia every other year since 1990.

Finland yearly since 1978.

Latvia every other year since 1998.

Lithuania every other year since 1994.

Sample size / age group: Differs per country, roughly between 1.300 and 3.500 per year per country

Estonian population aged 16-64.

Finnish population aged 15-64.

Latvian population aged 15-64.

Lithuanian population aged 20-64.

Data collection: Self-administered questionnaire.

Topics:

- Smoking
- Alcohol consumption
- Food habits
- Physical activity

With regard to physical activity attention is paid to (1) Minutes spent walking or riding a bicycle to and from work per day, (2) Days of physical exercise during leisure time for at least 30 minutes, and (3) Intensity of physical activity at work.

Level of comparability over time:

High: The core questions have remained unchanged for comparability over time.

Level of comparability between countries:

High: The core questions are the same for each country.

Formal title of data collection : **FINBALT Health Monitor**

Strengths and weaknesses

Comments on strengths:

Comparability over time and between countries is high.

Comments on weaknesses:

None.

Further information

Availability of data for further analysis:

Data is available on request.

Name, year, link to main report / most recent outcomes:

Prättälä et al. Social Determinants of Health Behaviours Finbalt Health Monitor 1998–2008. National Institute for Health and Welfare. Finland 2011; <http://www.thl.fi/thl-client/pdfs/f316c417-cc1d-48e6-a2e2-7389fde28630>.

Website / contact person for more info:

Project co-ordinator:

Ritva Prättälä, Ph. D., Ass. Prof.

National Institute for Health and Welfare

Health and Welfare Inequalities Unit

Mannerheimintie 166

FI-00300 Helsinki

FINLAND

Tel. +358 20 610 8631

E-mail: firstname.lastname@thl.fi

http://www.thl.fi/en_US/web/en/research/projects/finbalt

Formal title of data collection : **EU Injury Database (IDB)**

Responsible organization(s): Austrian Board for Road Safety, Babes-Bolyai University, Charles University of Prague, Consument en Veiligheid, Direction générale Qualité et Sécurité, Fodor József National Center for Public health, Health Monitoring Unit Ministry of Health, Institut de Veille Sanitaire, Institute of Public Health of the Republic of Slovenia, Instituto Nacional de Saúde Dr. Ricardo Jorge, Istituto Superiore Sanita - laboratorio epidemiologia e biostatistica, Landesgesundheitsamt Brandenburg im LASV, Medical University of Warsaw Department of Orthopedics and Traumatology of the Locomotor, Ministère de l'Éducation et Ministère de la Santé, Ministry of Health, the Elderly and Community Care - Department of Health Information, Ministry of Social Affairs of Estonia/ National Institute for Health Development, National Institute of Public Health, National Suicide Research Foundation – NSRF, PSYTEL/BIOSTA Association Biomédicale et Statistique, The Centre of health economics, The Swedish National Board of Health and Welfare, University College London, University of Akdeniz and University of Swansea.

Funding: European Commission, DG Sanco (among others)

Fieldwork: Each national research centre owns its national data and carries out independently the national analyses. Fieldwork is done by emergency departments in hospitals.

Countries covered: Austria. Belgium. Cyprus, Czech Republic, Denmark, Estonia, France, Germany, Hungary, Ireland, Italy, Latvia, Luxembourg, Malta, Poland, Portugal, Romania, Slovenia, Sweden, The Netherlands, Turkey, UK/ Wales and UK/England.

Years that the study was and will be carried out: Since 2002, annually.

Sample size / age groups: Different for each country. All age groups.

Data collection: Digital registration in hospital health care system..

Topics: Home and leisure accidents. Items measured according to ICD 10.

Level of comparability over time:

High.

Level of comparability between countries:

High: The core questions are the same for each country.

Formal title of data collection : **EU Injury Database (IDB)**

Strengths and weaknesses

Comments on strengths:

Comparability over time and between countries is high due to the use of standardized data collection. A total of 23 countries participate in this monitor.

Comments on weaknesses:

Fieldwork is done by emergency departments in hospitals. This means that only severe injuries are recorded.

Further information

Availability of data for further analysis:

Data is available on request.

Name, year, link to main report / most recent outcomes:

[https://webgate.ec.europa.eu/sanco/heidi/index.php/EU_Injury_Database_\(IDB\)/Reports_and_fact_sheets/National_and_EU_reports](https://webgate.ec.europa.eu/sanco/heidi/index.php/EU_Injury_Database_(IDB)/Reports_and_fact_sheets/National_and_EU_reports).

Website / contact person for more info:

[https://webgate.ec.europa.eu/sanco/heidi/index.php/EU_Injury_Database_\(IDB\)](https://webgate.ec.europa.eu/sanco/heidi/index.php/EU_Injury_Database_(IDB)).

Formal title of data collection : EHIS – European Health Interview Survey

Responsible organization(s):

European Commission / Eurostat
5 Rue Alphonse Weicker
L-2721 Luxembourg

Funding: European Commission.

Fieldwork: Eurostat.

Countries covered: All 27 EU Member States.

Years that the study was and will be carried out: The European Health Interview survey is conducted every 5 years. The first wave of the EHIS was conducted during the period 2006-2009 under a gentlemen's agreement. Nineteen countries have participated:

2006: AT, EE

2007: SI - CH

2008: BE, BG, CZ, CY, FR, LV, MT, RO, TR

2009: DE, EL, ES, HU, PL, SK

Second wave planned in 2014, based on a legal regulation by European Parliament and therefore compulsory for all National Statistical Institutes.

Sample size / age groups: Approximately 220,000. Age of 15+ included.

Data collection: Interviewer-administered questionnaire.

Measurement items:

The three last items are slightly different than those included in IPAQ short, which asks for the duration of physical activity on days when physical activity is reported (average in minutes), while EHIS asks for total time spent doing physical activity in the last 7 days

Topics: Three items from IPAQ short are included:

1. Days on which vigorous physical activity (VPA) was reported in the last 7 days.
2. Days on which moderate physical activity (MPA) was reported in the last 7 days.
3. Frequency of walking for at least 10 minutes at a time (in the last 7 days).

Additional 3 questions different from IPAQ - Time spent doing VPA / MPA / walking in the last 7 days.

Other topics that are included are:

- height and weight, which form the basis for the calculation of the body mass index (BMI);
- self-perceived health;
- activities that have been reduced because of health problems;
- long-standing illnesses or health problems;
- smoking behaviour;
- alcohol consumption.

Level of comparability over time:

Not applicable yet: The survey is planned to be conducted every five years.

Level of comparability between countries:

High: Questionnaire is developed on a central level, coding and data-analyses is done centrally.

Formal title of data collection : **EHIS – European Health Interview Survey**

Strengths and weaknesses

Comments on strengths:

Level of comparability between countries is high.

Comments on weaknesses:

Data is not available for further analysis.

Further information

Availability of data for further analysis:

Data is not available for further analysis.

Name, year, link to main report / most recent outcomes:

URL: <http://europa.eu/rapid/pressReleasesAction.do?reference=STAT/11/172&type=HTML>

Website / contact person for more info:

Eurostat

Bart de Norre

5 Rue Alphonse Weicker

L-2721 Luxembourg

Tel: +352-4301-34 565

E-mail: bart.denorre@ec.europa.eu

URL: [http://epp.eurostat.ec.europa.eu/statistics_explained/index.php/Glossary:](http://epp.eurostat.ec.europa.eu/statistics_explained/index.php/Glossary:European_health_interview_survey_(EHIS))

European_health_interview_survey_(EHIS).

URL: http://epp.eurostat.ec.europa.eu/cache/ITY_SDDS/en/hlth_ehis_esms.htm

Appendix D: mapping exercise – studies and reports

EU sport studies and reports (since 2007)

Title	Year	Publisher/leading organisation	Author	Subthemes																		Countries	Website	
				ECONOMIC					HEALTH					SOCIAL										
				Funding of grassroots sport	GDP	Employment	Media	Other econ.	Hepa	Nat health care systems	Doping	Sport injuries	Other health	Sport participation	Sport infrastructure	Good governance	Social inclusion	Education, training	Sport clubs	Volunteering	Intolerance	Other social		
Expert Survey on Physical Activity Programmes and Physical Activity Promotion Strategies for Older People: Cross-National Report	2008	EUNAAPA	Scott et al.						x														AT, BE, CZ, DK, FI, FR, DE, EL, IT, NL, NO, PL, PT, SE, UK	http://www.eunaapa.org/Products/Best_Practice_Reports/
Expert Survey regarding Assessment Instruments on Physical Activity and Physical Functioning in Older People	2008	EUNAAPA	Frändin et al.						x														DE, EL, SE, BE, PL, NO, NL, IT, UK, FI, PT, AT, FR, CZ	http://www.eunaapa.org/Products/Downloads/
Study on sport agents in the European Union	2009	KEA European Affairs / CDES / EOSE													x								EU-27	http://ec.europa.eu/sport/what-we-do/sports-agents_en.htm
Injuries in the European Union: Statistics Summary 2005 – 2007	2009	EuroSafe	Eurosafe					x				x											EU-27	http://ec.europa.eu/health/healthy_environments/docs/2009-idb-report_screen.pdf
Eurobarometer 72.3 Sport and physical activity	2010	European Commission							x					x						x			EU-27	http://ec.europa.eu/sport/news/eurobarometer-survey-on-sport-and-physical-activity_en.htm
Examination of threats to the integrity of sport	2010	Oxford Research									x				x								Literature overview	http://www.eusportsplatform.eu/Files/File/examination%20of%20threats%20to%20sports%20integrity.pdf
Racism, ethnic discrimination and exclusion of migrants and minorities in sport	2010	FRA (European Union Agency for Fundamental Rights)														x				x			EU-27	http://fra.europa.eu/en/publication/2012/racism-ethnic-discrimination-and-exclusion-migrants-and-minorities-sport-situation

Title	Year	Publisher/leading organisation	Author	Subthemes																	Countries	Website		
				ECONOMIC					HEALTH					SOCIAL										
				Funding of grassroots sport	GDP	Employment	Media	Other econ.	Hepa	Nat health care systems	Doping	Sport injuries	Other health	Sport participation	Sport infrastructure	Good governance	Social inclusion	Education, training	Sport clubs	Volunteering	Intolerance	Other social		
Sport agents in the European Union	2010	EOSE														x							EU-27	http://www.eose.org/projects/completed-projects-2.html
Study on the funding of grassroots sports in the EU	2011	Eurostrategies	Eurostrategies et al.	x																				http://ec.europa.eu/internal_market/top_layer/services/sport/study_en.htm
Special issue EJSS 'Sport Participation in Europe'	2011	EASS / MEASURE	Hoekman et al.											x									EU-27	http://www.measuresport.eu/news/item/1000000256/release_special_issue_ejss_sports_participation_in_europe_
Understanding the game. Sport Participation in Europe: facts, reflections and recommendations	2011	KU Leuven / Hedera / Mulier Institute (MEASURE)	Scheerder et al.											x									23 European countries	http://www.measuresport.eu/news/item/1000000276/release_report_understanding_the_game_sport_participation_in_europe_facts_reflections_and_recomm endations
Participation in Sport: international policy perspective	2011	Routledge	Nicholson et al.											x	x	x					x		UK, NL, GE, NO, HU, BU, FI	http://www.taylorandfrancis.com/books/details/9780415554787/
All for Sport for All: perspectives of sport for people with a disability in Europe	2011	EOSE / EPC	Guett et al.											x			x				x		AT, BG, CY, DK, FI, HU, MT, NL, PL, RO, SK, CH, PT, FR, DE, UK, IT, NO, BE, EL, LT, SI	http://allforsport.eu/Portals/0/Reports/ASA_Publication_WebVersion.pdf

Title	Year	Publisher/leading organisation	Author	Subthemes																		Countries	Website		
				ECONOMIC					HEALTH					SOCIAL											
				Funding of grassroots sport	GDP	Employment	Media	Other econ.	Hepa	Nat health care systems	Doping	Sport injuries	Other health	Sport participation	Sport infrastructure	Good governance	Social inclusion	Education, training	Sport clubs	Volunteering	Intolerance	Other social			
Actions towards the Lifelong Learning Strategy for the Sport and Active Leisure sector	2011	EOSE																x						BE, FR, HU, IT, LT, MT, PT, SI, UK	http://beheer.nisb.nl/cogito/modules/uploads/docs/16391349164657.pdf
Becoming the hub: the health and fitness sector and the future of health enhancing physical activity	2011	EHFA							x					x										AT, DK, FI, FR, DE, NL, NO, PL, SI, ES, SE, UK	http://www.ehfa-programmes.eu/en/hubproject.html
Evaluation of Preparatory Actions and special Events in the field of sport	2011	The Evaluation Partnership																						unknown	http://ec.europa.eu/sport/news/20110729-evaluation-prep-action_en.htm
Sport governance in the Word: a socio-historic approach	2011	Sport Social Studies	Sobry (eds.)											x		x								EU-27 and in-depth 13 EU countries	no website available
Global recommendations on physical activity and health	2011	World Health Organization	WHO						x															unknown	http://www.who.int/dietphysicalactivity/factsheet_recommendations/en/
Global recommendations on physical activity and health: 5 - 17 years old	2011	World Health Organization	WHO						x															unknown	http://www.who.int/dietphysicalactivity/factsheet_recommendations/en/
Global recommendations on physical activity and health: 18 - 64 years old	2011	World Health Organization	WHO						x															unknown	http://www.who.int/dietphysicalactivity/factsheet_recommendations/en/
Sport for All: Fact or fiction? Individual and cross-national differences in sport participation from a European perspective	2011	University Gent	Van Tuyckom											x			x							EU-27	http://beheer.nisb.nl/cogito/modules/uploads/docs/81721321608687.pdf

Title	Year	Publisher/leading organisation	Author	Subthemes																		Countries	Website	
				ECONOMIC					HEALTH					SOCIAL										
				Funding of grassroots sport	GDP	Employment	Media	Other econ.	Hepa	Nat health care systems	Doping	Sport injuries	Other health	Sport participation	Sport infrastructure	Good governance	Social inclusion	Education, training	Sport clubs	Volunteering	Intolerance	Other social		
Study on the contribution of sport to economic growth and employment	2012	SportsEconAustria (SpEA)	SportsEconAustria (SpEA) et al.		x	x																	EU-27	http://ec.europa.eu/sport/news/20121119-study-contrib-sport-economic-growth_en.htm
Fitness against doping	2012	EHFA									x												DK, DE, UK, NL, PT, BG, PL, HU, CH	http://www.ehfa-programmes.eu/en/fitness-against-doping.html
Match-fixing in sport: a mapping of criminal law provisions in EU-27	2012	KEA European Affairs														x							EU-27	http://ec.europa.eu/sport/what-we-do/match-fixing_en.htm
FIFPro Black Book Eastern Europe: the problems professional footballers encounter	2012	FIFPro														x							15 Eastern European countries	http://www.fifpro.org/img/uploads/file/FIFPro%20Black%20Book%20Eastern%20Europe%20WEB%20DOWNLOAD.pdf
The burden of sport injuries in the European Union	2012	Austrian Road Safety Board (Kuratorium für Verkehrssicherheit)	Kisser & Bauer								x												EU-27	http://www.safetyinsports.eu/upload/downloads/Report_Burden_of_Sport_Injuries.pdf
Safety in Sports: General Guidelines for the Development and Implementation of Sustainable Safety Management Schemes in High Risk Sports in the EU Countries	2012	Ruhr-University Bochum	Henke & Luig								x												Literature overview	http://www.safetyinsports.eu/front_content.php?idcat=147&lang=2
Demographic study of footballers in Europe	2009-2012	CIES	Besson et al.													x					x		EU-27	http://www.football-observatory.com/Third-Demographic-Study-of

Appendix E: mapping exercise – key topics

SPORT PARTICIPATION

Information retrieved from Scheerder et al. (2011¹) and additional contact with National Sports Directors.

Country	Name / organisation monitor	Year and (sample size)	Age group	Items	Frequency
Austria	Austrian Health Interview Survey (Statistik Austria)	2006/2007 (15.474)	15+	1. Sport participation (frequency) 2. Sport participation (intensity)	No trend data
Belgium	Flanders - Studie over de Bewegingsactiviteiten in Vlaanderen (KU Leuven)	2009 (6-18: 3.014 / 18+: 5.851)	6+	1. Sport participation (frequency) 2. Sport participation (intensity) 3. Competitive sport 4. Club sport 5. Sport preferences	Trend data: every 10 years
Belgium	Wallonia (Université catholique de Louvain)	2006 (1.954)	6-18	1. Sport participation (frequency) 2. Sport participation (intensity) 3. Competitive sport 4. Club sport 5. Sport preferences	Trend data: irregular
Bulgaria	National study within the framework of the project Project 'It's Never Late for a New Beginning' (Ministry of Physical Education and Sports)	2011 (1.200)	6-64	1. Sport participation (frequency)	No trend data
Cyprus	Leisure Sport Participation in Cyprus	2012 (1.000)	+15	1. Sport participation (frequency) 2. Club sport 3. Sport preferences	
Denmark	Survey on Cultural Habits (Danish Institute for Sport Studies)	2009 (7-15: 1.987 / 15+: 4.147)	7+	1. Sport participation (frequency) 2. Sport participation (intensity) 3. Competitive sport 4. Club sport 5. Sport preferences	Trend data: irregular
Estonia	Estonian Sports Participation Study (Center of Sport Sociology of the Tallinn Pedagogical University)	2006 (1.503)	15-74	1. Sport participation (frequency) 2. Sport participation (intensity) 3. Sport preferences	No trend data
Finland	(co-operation of Finnish Sport Federation, Young Finland, Finnish Olympic Committee, Finnish Sport For All Association, Ministry of Education and Culture and the city of Helsinki)	2009-2010 (3-18: 5.505 / 19-65=5.588 / 66-79: 1.013)	3+	1. Sport participation (frequency) 2. Sport participation (intensity) 3. Competitive sport 4. Club sport 5. Sport preferences	Trend data: every four years
France	Observatoire du sport FPS / IPSOS 2007 (the union distributors and manufacturers of sports goods (FPS) in cooperation with the polling firm IPSOS)	2007 (5.249)	4-65	1. Sport participation (frequency) 2. Competitive sport 3. Club sport 4. Sport preferences	No Trend data

¹ Scheerder, J., Vandermeersch, H., Van Tuyckom, C., Hoekman, R., Breedveld, K., & Vos, S. (2011). *Understanding the game: sport participation in Europe. Facts, reflections and recommendations* (Sport Policy & Management 10). Leuven: KU Leuven/Research Unit of Social Kinesiology & Sport Management.

Germany	Sport participation in the city of Munich (German Sport University Cologne)	2008 (11.715)	3+	1. Sport participation (frequency) 2. Sport participation (intensity) 3. Club sport 4. Sport preferences	No Trend data
Germany	Sport participation in the city of Rheinberg (German Sport University Cologne) (additional data collections for Bergheim, Ludwigsburg, Pulheim, Stuttgart, Waldeck-Frankenberg, and Würselen)	2009 (1.934)	3+	1. Sport participation (frequency) 2. Sport participation (intensity) 3. Club sport 4. Sport preferences	No trend data
Greece	Aristotle University of Thessaloniki	2007 (300)	Parents of children at school age	1. Sport participation (frequency) 2. Sport participation (intensity) 3. Sport preferences	No trend data
Hungary	Youth 2008 (National Institute of Youth Research)	2008 (8.000)	15-29	1. Sport participation (frequency) 2. Sport participation (intensity) 3. Competitive sport 4. Club sport 5. Sport preferences	
Ireland	Irish Sports Monitor (Commissioned by Irish Sports Council)	2011 (8.749)	+16	1. Sport participation (frequency) 2. Sport participation (intensity) 3. Competitive sport 4. Club sport 5. Sport preferences	Trend data: annual
Ireland	Children's Sport Participation and Physical Activity (CSPPA) (Commissioned by Irish Sports Council. Research undertaken by Dublin City University, University College Cork and University of Limerick)	2009 (5,400)	10-19	1. Sport participation (frequency) 2. Sport participation (intensity) 3. Club sport 4. Sport preferences	No trend data
Italy	(Italian Institute for Statistics)	2006 (50.569)	+3	1. Sport participation (frequency) 2. Competitive sport 3. Club sport 4. Sport preferences	Trend data: every 4/5 years
Lithuania	Lithuanian Department of Physical Education and Sports	2007-2009 (3.974)	7-80	1. Sport participation (frequency) 2. Sport preferences	Trend data? (2 data collections so far)
The Netherlands	(The Netherlands Institute for Social Research)	2007 (6.380)	6-79	1. Sport participation (frequency) 2. Competitive sport 3. Club sport 4. Sport preferences	Trend data: every 4 years
Poland	Participation of Poles in sports and physical recreation (Polish Central Statistical Office (GUS))	2009 (4.985)	4+	1. Sport participation (frequency) 2. Sport preferences	Trend data? (2 data collections so far)
Portugal	(Faculty of Human Kinetics and CEFD - Centre for the Study of Sport and Education of the Secretary of State for Sport.)	1998 (3.030)	15-74	1. Sport participation (frequency) 2. Sport participation (intensity) 3. Competitive sport 4. Club sport 5. Sport preferences	Trend data? (2 data collections so far)

Slovenia	(University of Ljubljana)	2008 (1.286)	15+	1. Sport participation (frequency) 2. Competitive sport 3. Sport preferences	Trend data: every 2/3 years
Spain	(Centro de Investigaciones Sociológicas)	2005 (8.170)	15-74	1. Sport participation (frequency) 2. Sport participation (intensity) 3. Competitive sport 4. Club sport 5. Sport preferences	Trend data: every 5 years
Sweden	Survey of Living Conditions (Statistics Sweden)	2006 (7.000)	16-84	1. Sport participation (frequency) 2. Competitive sport 3. Club sport 4. Sport preferences	Trend data: every 8 years
Switzerland	Swiss Observatory for Sport and Physical Activity (Swiss Sports Observatory in cooperation with the Federal Sports Office)	2007 (10.262)	15-74	1. Sport participation (frequency) 2. Sport participation (intensity) 3. Competitive sport 4. Club sport 5. Sport preferences	Trend data: irregular
United Kingdom	England – Active People Survey (Sport England)	2009-2010 (193.947)	16+	1. Sport participation (frequency) 2. Sport participation (intensity) 3. Competitive sport 4. Club sport 5. Sport preferences	Trend data: every 1 / 2 years
United Kingdom	Northern-Ireland (Sport Northern Ireland)	2009-2010 (4.653)	16+	1. Sport participation (frequency) 2. Sport participation (intensity) 3. Competitive sport 4. Club sport 5. Sport preferences	No trend data
United Kingdom	Scotland - Scottish Household Survey (Sport Scotland)	2007-2008 (19.532)	16+	1. Sport participation (frequency) 2. Sport participation (intensity) 3. Competitive sport 4. Club sport 5. Sport preferences	Trend data: every 2 / 3 years

PHYSICAL ACTIVITY

Country	Name monitor	Year and (sample size)	age group	Items
Bulgaria	National Survey on Nutrition and Nutritional Status of Schoolchildren in Bulgaria	1998 (7 100)	7-19	1. Leisure-time MVPA* in schoolchildren 2. Time spent in MVPA* during leisure time in schoolchildren (hours/week)
Bulgaria	National Dietary and Nutritional Status of the Population in Bulgaria	1997 (2833), 1998 (2757)	1+	1. Average time in hours spent sitting on a usual day 2. Frequency of walking for at least 30 minutes at a time (in the last 7 days) 3. Usual duration of walking at a time reported (average in hours) 4. Frequency and usual duration of excursions at weekends for a month 5. Frequency of physical activities at school (in the last 7 days) 6. Frequency and usual duration of MVPA* in the last 7 days
Bulgaria	National Survey on Nutrition of Infants and Children Under 5 Years and Family Child Rearing Practices in Bulgaria	2007 (2200)	< 5	1. Time spent doing physical activity per week (hours per day at home/kindergarten, hours per day outside) 2. Time spent watching TV per week (frequency of TV watching per week, duration in hours per day)
Bulgaria	National survey on behavioral risk factors among population aged 25–64	2007 (N unknown)	25–64	1. Leisure-time physical activity 2. Workplace physical activity 3. Times per week spent on MVPA*
Cyprus	Childhood obesity in Cyprus	1999–2000 (N = 2,467)	6–17	1. Participation in specific sports activities 2. Time spent doing specific sports activity per week 3. Time spent doing other activities than sports per week 4. Frequency of strenuous exercise sessions, i.e. number of sessions per week of moderate or intense exercise for at least 20 minutes (15 minutes for children younger than 10 years) that caused the child to sweat 5. Time spent playing computer or videogames per week 6. Time spent watching television per weekday
Cyprus	CYKIDS Study	2005 (N= 1,140)	9–13	1. Frequency and duration of everyday physical and sedentary activities on weekdays, weekends and on the day prior to the completion of the questionnaire, using an eight-level scale ranging from 0 to more than 8 hours per day or week 2. Time spent on individual physical activities assessed based on a four-level scale ranging from 0 to more than 6 times per week

Czech Republic	Sample Survey of the Health Status of the Czech Population	1993 (N=1,600) 1996 (N=3,396), 1999 (N=2,356), 2002 (N=2,476), 2008 (N=1,955). Next survey in 2014.	15+	<ol style="list-style-type: none"> 1. Days on which one engaged in hard training or competitive sports for more than 10 minutes in the last 7 days 2. Total time spent doing hard training or competitive sports for more than 10 minutes in the last 7 days 3. Days on which one engaged in jogging, other recreational sports, heavy gardening or housework for more than 10 minutes in the last 7 days 4. Total time spent jogging, doing other recreational sports, heavy gardening or housework for more than 10 minutes in the last 7 days 5. Days on which one engaged in walking, cycling or other light activities for more than 10 minutes in the last 7 days 6. Total time spent walking, cycling or doing other light activities for more than 10 minutes in the last 7 days 7. Days on which one engaged in reading, watching TV or doing other sedentary activities for more than 10 minutes in the last 7 days 8. Total time spent reading, watching TV or doing other sedentary activities for more than 10 minutes in the last 7 days 9. Intensity of physical activity at work (1. hard, physically difficult work; 2. easy, physically less difficult work; 3. sedentary, physically not difficult work; 4. unemployed)
Denmark	The Danish Health and Morbidity Survey	1987 1994 2000 (N=22,486)	16+	Minutes spent during work or free time on physical activities that make you at least a little out of breath on each day of the previous week
Denmark	Danish Health Interview Survey	1987 1994 2000 2005 (N=22,000)	16+	<ol style="list-style-type: none"> 1. Description of leisure-time physical activity during the last year (heavy exercise and competitive sports regularly and several times a week/exercise or heavy gardening at least 4 hours a week/ walking, cycling or other light exercise at least 4 hours a week/reading, watching TV or other sedentary activity) 2. Description of physical demand of main occupation (mainly sedentary/largely performed standing or walking/standing or walking plus much lifting or carrying/heavy or rapid work that is strenuous) 3. Time spent walking or cycling as daily transport time to and from work or school (winter/ summer)
Denmark	Exercise habits of the Danes	1964, 1975, 1987, 1993, 1998, 2004, 2007 (N=12,571)	7-15	<ol style="list-style-type: none"> 1. Hours per week engaged in sport or exercise 2. Times per week engaged in sport or exercise 3. Participation in specific sports activities
Denmark	Monitoring of young people's lifestyle and daily life	2000, 2001, 2002, 2003, 2004, 2006, 2008 (N=1,539)	16-20	<ol style="list-style-type: none"> 1. Active transport 2. Sedentary behavior 3. Physical activity during leisure time
Denmark	The Danish National Survey of Dietary Habits and Physical Activity 2003-2006	Collection and publication of data has been an ongoing process since year 2000 (N = unknown)	15-75	<ol style="list-style-type: none"> 1. Sleeping 2. Working 3. Transportation 4. Household chores and outdoor housework/garden activities 5. Recreational/exercise activities 6. Time spent sitting during leisure time

Estonia	Health Behaviour among Estonian Adults	Every two years since 1990 (N=5,000)	16-64	<ol style="list-style-type: none"> 1. Minutes spent walking or riding a bicycle to and from work per day (less than 15 minutes day/15–30 minutes a day/30–60 minutes a day/more than 60 minutes a day/I go to work by car or public transport/I am not working at all or I work at home) 2. Days of physical exercise during leisure time for at least 30 minutes that makes you mildly short of breath or perspire (daily/4–6 times a week/2–3 times a week/once a week/2–3 times a month/a few times a year or less/not able to exercise because of injury or illness) 3. Intensity of physical activity at work (very light, mainly sitting/light, mainly walking/medium, lifting, carrying light loads/heavy, climbing, carrying heavy loads)
Estonia	Estonian Health Interview survey	1996 – 2006 (N=6,434)	15+	Participation in competitive and recreational sports.
Finland	Health Behaviour and Health among the Finnish Adult Population	Yearly since 1978 (N=2,826)	16-64	<ol style="list-style-type: none"> 1. Minutes spent walking or riding a bicycle to and from work per day (less than 15 minutes day/15–30 minutes a day/30–60 minutes a day/more than 60 minutes a day/I go to work by car or public transport/I am not working at all or I work at home) 2. Days of physical exercise during leisure time for at least 30 minutes that makes you mildly short of breath or perspire (daily/4–6 times a week/2–3 times a week/once a week/2–3 times a month/a few times a year or less/not able to exercise because of injury or illness) 3. Intensity of physical activity at work (very light, mainly sitting/light, mainly walking/medium, lifting, carrying light loads/heavy, climbing, carrying heavy loads)
Finland	Health Examination Survey 2000	2000 (N=6,986)	18+	<ol style="list-style-type: none"> 1. Seven items from IPAQ short: 2. Days on which VPA for at least 10 minutes at a time was reported in the last 7 days 3. Duration of VPA on days when VPA for at least 10 minutes at a time was reported (average in minutes) 4. Days on which MPA for at least 10 minutes at a time was reported in the last 7 days 5. Duration of MPA on days when MPA for at least 10 minutes at a time was reported (average in minutes) 6. Frequency of walking for at least 10 minutes at a time (in the last 7 days) 7. Duration of walking on days when at least 10 minutes of walking was reported (average in minutes) 8. Time spent sitting on an average weekday (in the last 7 days) 9. Additionally: 10. Time spent sitting on an average weekend day 11. Leisure time activity (frequency, duration, type) 12. Minutes spent on walking/cycling to and from work on a weekday
Finland	The National FINRISK Study	Every fifth year since 1972 (N=11,953)	25-74	<ol style="list-style-type: none"> 1. Intensity of work-related physical activity 2. Duration, intensity and type of leisure-time physical activity 3. Minutes spent on walking/cycling to and from work on a weekday
France	Baromètre Santé	1996,2002 and 2008 (N=3,324)	12-75	<p>& items of IPAC. In 2008:</p> <ol style="list-style-type: none"> 1. Days on which work-related VPA for at least 10 minutes at a time was reported in a typical week 2. Duration of work-related VPA on days when VPA for at least 10 minutes at a time was reported (average in minutes) 3. Days on which work-related MPA for at least 10 minutes at a time was reported in a typical week 4. Duration of work-related MPA on days when MPA for at least 10 minutes at a time was reported (average in minutes) 5. Days on which cycling/walking to and from places for at least 10 minutes at a time was reported in a typical week

				6. Duration of cycling/walking to and from places on days when cycling/walking for at least 10 minutes at a time was reported (average in minutes) 7. Days on which leisure-time VPA for at least 10 minutes at a time was reported in a typical week 8. Duration of leisure-time VPA on days when VPA for at least 10 minutes at a time was reported (average in minutes) 9. Days on which leisure-time MPA for at least 10 minutes at a time was reported in a typical week 10. Duration of leisure-time MPA on days when MPA for at least 10 minutes at a time was reported (average in minutes) 11. Time spent sitting on a typical day (minutes per day)
France	National survey on nutrition and health	2006-2007 (N=3115 adults and 1675 children). Next survey: 2013-2014	18-75	Seven items from IPAQ short:
France	National Survey of Individual Food Consumption	1998-1999, 2006-2007 (N=2,624 adults and 1,455 children). Next survey: 2013-2014	18-79 15-17 11-14 3-10	15-79 years: Seven items from IPAQ short. Younger populations: general items on sport, physical activity, computer use and watching tv.
Germany	Federal Health Survey (Bundes-Gesundheitssurvey 1998, BGS 98)	1997 – 1999 (N=7,124)	18-79	1. Participation in sports in hours per week (no participation/<1 hour/1–2 hours/2–4 hours/>4 hours) 2. Participation in sports, other strenuous activities that make you sweat (daily/3–6 times a week/1–2 times a week/seldom (about once a month)/never 3. Time spent on sports, other strenuous activities that make you sweat (<10 min/10–20 min/20–30 min/>30 min) 4. Time spent during weekdays/weekend days (24 hours) on sleeping/resting, sitting, light activities, moderate activities, strenuous activities 5. Height, weight, blood pressure
Germany	Telephone Health Survey	2003: 8,313 2004: 7,341 2005: 4,401 2006: 5,600 2007: ± 2,500	18+	1. Sport participation (in the last three months) 2. Participation of self-help groups 3. The use of general health care
Germany	German Health Update (GEDA)	2009: ± 25,000 2010: ± 23,000 2012: ± 24,000	18+	1. Days per week of physical activity (that works up sweat or gets you out of breath) 2. Time spent on physical activity on active days (<10 minutes/10 minutes to <30 minutes/30 minutes to <60 minutes/>60 minutes) 3. Participation in sports in the last three month 4. Time spent on sports (<1 hour per week/up to 1, 2 or 4 hours per week/>4 hours per week) 5. Endurance 6. Lactate 7. Chair-rise-test 8. Timed-Up-And-Go test

Germany	German Health Interview and Examination Survey for Adults (DEGS)	1997 – 1999 (N=7.124) 2008 – 2011 (N=8.152) Next survey: 2014 – 2015	18-79	<ol style="list-style-type: none"> Days per week of physical activity (that works up sweat or gets you out of breath) Time spent on physical activity on active days (<10 minutes/10 minutes to <30 minutes/30 minutes to <60 minutes/>60 minutes) Participation in sports in the last three months Time spent on sports (<1 hour per week/up to 1, 2 or 4 hours per week/>4 hours per week)
Germany	German Health Interview and Examination Survey for Children and Adolescents (KiGGS)	2003–2006 (N=17.641)	0-17	<ol style="list-style-type: none"> Self-administered questionnaire (for children younger than 10 years, a questionnaire is completed by the parent/caregiver; for children over 10 years, both the parent/ caregiver and the child receive a questionnaire for completion). Medical examinations and tests.
Greece	European Prospective Investigation into Cancer and Nutrition Greek cohort	Pilot study: 1991 – 1993, recruitment volunteers: 1994 – 1999, main study: 1994, follow-up 1997 till present (N=28,572)	20 - 86	<ol style="list-style-type: none"> Hours per week walking Hours per week cycling Hours per week gardening Hours per week doing housework Hours per week doing other physical exercise (keep fit, aerobics, swimming, jogging) Hours per week VPA Description of physical demand of current occupation (sedentary/standing/manual work/heavy manual) Number of years engaged in current occupation Hours per day engaged in current occupation
Hungary	National Health Interview Survey	2000-2003 (N=5.072)	18 – 34	<p>2000</p> <ol style="list-style-type: none"> Physical activity for at least 10 minutes that quickens the heartbeat and cause sweating (yes/no) Frequency of such physical activity in the past 12 months <p>2003: Six items from IPAQ short</p>
Ireland	National Survey of Lifestyle, Attitudes and Nutrition (SLAN)	1998, 2002, 2007 (N=6.539)	18+	<p>1998/2002/2007:</p> <ol style="list-style-type: none"> Engaging in some form of regular physical exercise (mild exercise most days of the week/ moderate exercise three or more days a week/strenuous exercise three or more days a week) Engaging in mild/moderate/strenuous physical exercise for at least 20 minutes most days of the week Frequency of walking for 30 minutes or more per week <p>2007, Also includes seven items from IPAQ short</p>
Ireland	National Adult Nutrition Survey (NANS)	2008-2010 (N=1,500)	18+	<ol style="list-style-type: none"> Usual mode of transport and distance (apart from going to work) Time spent watching TV or videos on an average weekday/weekend day/holiday in the last year Times per day climbing the stairs (approx. 10 steps) over the last 12 months Average hours per week spent on specific activities in and around the house Average hours per week spent on work-related activities (sitting, standing, carrying heavy items) Times per day climbing the stairs at work (approx. 10 steps) over the last 12 months Kneeling and squatting at work for more than one hour per day Usual mode of transport and distance to work Times and average hours per week spent on specific leisure time activities
Ireland	National Children's Food Survey	2003-2004 (N=594)	5-12	<p>The children's questionnaire:</p> <ol style="list-style-type: none"> Travel from and to school in the morning and afternoon Activities during lunch time or other school breaks

				3. Time spent watching TV or videos on an average weekday/weekend day/holiday in the last year 4. Time spent playing computer games on an average weekday/weekend day/holiday in the last year 5. Times and average hours per week spent on specific leisure time activities <u>The parents' questionnaire:</u> 1. Usual mode of transport to work and other than work 2. Time spent watching TV or videos on an average weekday/weekend day/holiday in the last year 3. Average hours per week spent on work-related activities (sitting, standing, carrying heavy items) 4. Times and average hours per week spent on specific leisure time activities
Ireland	National Teen's Food Survey	2008 (N=441)	13-17	<u>The teens' questionnaire:</u> 1. Travel from and to school in the morning and afternoon 2. Activities during lunch time 3. Number of times per week spent in organized school sport activities 4. Time spent watching TV or videos on an average weekday/weekend day/holiday in the last year 5. Time spent playing computer games on an average weekday/weekend day/holiday in the last year 6. Average hours per week spent on specific activities in and around the house 7. Average hours per week spent on work-related activities (sitting, standing, carrying heavy items) 8. Times and average hours per week spent on specific leisure time activities <u>The parents' questionnaire:</u> 1. Usual mode of transport to work and other than work 2. Time spent watching TV or videos on an average weekday/weekend day/holiday in the last year 3. Average hours per week spent on specific activities in and around the house 4. Average hours per week spent on work-related activities (sitting, standing, carrying heavy items) 5. Times and average hours per week spent on specific leisure time activities
Ireland	Growing up in Ireland	2007- present (N=8,500 nine-year-olds and 11,000 nine-month-olds)	9 months and 9 years old	<u>Reported by child:</u> 1. Days on which MVPA for at least 60 minutes a day is reported in the last 7 days <u>Reported by caregiver:</u> 1. Days on which VPA for at least 20 minutes a day is performed in the last 14 days 2. Days on which MPA for at least 20 minutes a day is performed in the last 14 days
Italy	Italian Behavioral Risk Factor Surveillance System	2005, 2006, 2007, 2008 Sample size: 21, 996 in 2007; 37,560 in 2008; 36,016 in 2009	18-65	1. Intensity of physical activity at work 2. Number of days with VPA 3. Time in minutes spent in VPA on days when it is reported 4. Number of days with MPA 5. Time in minutes spent in MPA on days when it is reported 6. Perception of physical activity over the last 30 days (more than enough/enough/not enough/hardly any) 7. Advice on physical activity received over the last 12 months (from doctor or nurse)
Italy	Okkio alla salute (promotion of healthy lifestyle and growth in primary school children)	2007 (N= Nearly 45,000)	Third grade students (median age 8,8 years)	1. Mode of transport used to come to school today 2. Playing outside in the afternoon before the survey (yes/no) 3. Organized sports activities in the afternoon before the survey (yes/no) 4. Playing video or computer games: in the afternoon before the survey (yes/no); in the evening before the survey (yes/no) 5. TV watching: in the afternoon before the survey (yes/no); in the evening before the survey (yes/no); on the morning of the survey (yes/no) <u>Reported through parents' questionnaire:</u> 1. Number of days doing physical activity in average week 2. Impression of time dedicated to physical activity by child (little/average/a lot)

				3. Average time spent per day doing homework 4. Average time spent per day playing video or computer games 5. Average time spent per day watching TV 6. TV set in the child's room (yes/no)
Latvia	Health Behavior among Latvian Adults	Every two years since 1998. The questionnaires were filled-in by 1584 persons	16–64	1. Minutes spent walking or cycling to and from work per day (<15 minutes a day/15–30 minutes a day/30–60 minutes a day/>60 minutes a day/go to work by car or public transport/not working at all or work at home) 2. Days of physical exercise during leisure time for at least 30 minutes that makes you mildly short of breath or perspire (daily/4–6 times a week/2–3 times a week/once a week/2–3 times a month/a few times a year or less/not able to exercise because of injury or illness) 3. Intensity of physical activity at work (very light, mainly sitting/light, mainly walking/medium, lifting, carrying light loads/heavy, climbing, carrying heavy loads)
Lithuania	Health Behavior among Lithuanian Adults	Every two years since 1994 (N=± 3,000)	16–64	1. Minutes spent walking or cycling to and from work per day (<15 minutes a day/15–30 minutes a day/30–60 minutes a day/>60 minutes a day/go to work by car or public transport/am not working at all or work at home) 2. Days of physical exercise during leisure time for at least 30 minutes that makes you mildly short of breath or perspire (daily/4–6 times a week/2–3 times a week/once a week/2–3 times a month/a few times a year or less/not able to exercise because of injury or illness) 3. Intensity of physical activity at work (very light, mainly sitting/light, mainly walking/medium, lifting, carrying light loads/heavy, climbing, carrying heavy loads)
Luxembourg	The well-being of young people in Luxembourg: 5th and 6th grades	1999, 2002 (N=unknown)	11, 12	1. Hours per week participating in sports 2. Times engaging in sports outside physical education 3. Hours per week spent on sports outside physical education 4. Hours per day watching TV 5. Hours per week playing computer games
Luxembourg	Health, motor skills, physical activity and sport for children and young people in Luxembourg	2004, 2008 (N=unknown)	9, 14, 18	1. Hours per week participating in sports 2. Times engaging in sports outside physical education 3. Hours per week spent on sports outside physical education 4. Hours per day watching TV 5. Hours per week playing computer games
Malta	The first National Health Interview Survey	2002 (N=5,510)	16+	Seven items from IPAQ short:
Malta	Healthy Students Healthy Lives: the health of Maltese university students	One year (2009), there is a follow up (2012). (N= 500)	University students (>20, 20–25, <25)	Frequency of participation in vigorous exercise for at least 20 minutes or moderate exercise for at least 30 minutes (every day/2–4 times per week/once a week/once a month or less/irregular/ rarely or never)
Netherlands	Squash, part of POLS-survey (module Health) of the Dutch Statistics Bureau	Yearly since 2001 (N=6,000)	12+	1. Commuting activities 2. Activities at work/school 3. Household activities 4. Leisure time activities
Netherlands	Permanent Quality of Life Survey (POLS)	1997: 34,439 1998: 80,789 1999: 42,605 2000: 37,482 2001: 24,231	12+	Frequency, duration and intensity of the following activities: 1. Transport-related activities to and from work/school (times per week, minutes per day) 2. Activities at work/school (hours per week) 3. Household-related activities (times per week, minutes per day) 4. Leisure-time activities (walking/cycling/gardening/household chores: times per week, minutes per

		2002: 22,259 2003: 25,163 2004: 21,706 2005: 10,378 2006: 9,607 2007: 8,741 2008: 9,499		day, intensity) 5. Sports activities (times per week, minutes per day, intensity)
Netherlands	OBiN Survey: Injuries and Physical Activities Netherlands	Continuously since 2000 as a continuation of previous surveys in 1986–1987, 1992–1993 and 1997–1998 (N=± 10.000 per year)	4+	1. Frequency of physical activity of at least 30 minutes per day during a random week in the summer/winter 2. Frequency of physical activity of at least 60 minutes per day during a random week in the summer/winter 3. Frequency of leisure-time activities during a random week in the summer/winter that are vigorous enough to make one sweat 4. Intensity and duration of specific activities (walking/cycling to work, physical activities at work, walking in leisure time, cycling in leisure time, gardening/household chores/sports) on the previous day 5. Hours spent sitting at work/school on an average weekday (including transport to and from work/school) 6. Hours spent sitting outside work and school hours, excluding sleeping 7. Hours spent sitting during a free day, excluding sleeping 8. Hours spent in bed during an average night
Netherlands	Local and National Health Monitor for Children's Health	Continuous study with quarterly reports since 2000 (N=unknown)	2-4, 4-12, 12-19	<u>2-4:</u> Reported over the last 7 days: 1. Number of days watching TV/videos/DVDs 2. Average time per day watching TV/videos/DVDs 3. Number of days playing computer games 4. Average time per day playing computer games 5. Number of days playing outside 6. Average time per day playing outside 7. Frequency per week of participating in activities such as swimming, toddler gym and dancing <u>4-12:</u> Reported over the last 7 days: 1. Number of days cycling/walking to school 2. Average time per day spent cycling/walking to school 3. Frequency per week of participation in sports at school 4. Member of sports club 5. Frequency of participation in sports activities at a club outside school in the last week 6. Average time per day participating in sport 7. Number of days watching TV/videos/DVDs 8. Average time per day watching TV/videos/DVDs in the last week 9. Number of days spending time on the computer/Internet 10. Average time per day spending time on the computer/Internet 11. Number of days playing outside (excluding time spent at school) 12. Average time per day playing outside (excluding time spent at school) <u>12-19:</u> <i>Activities at work/school and in and around the house in the last 7 days:</i> 1. Number of days spent doing light/

				<p>moderate/strenuous activities at work/ school</p> <p>2. Average time spent doing light/moderate/strenuous activities at work/school</p> <p>3. Number of days spent doing light/moderate/strenuous activities in and around the house</p> <p>4. Average time spent doing light/moderate/strenuous activities in and around the house</p> <p><i>Leisure time in the last 7 days:</i></p> <p>5. Number of days cycling/walking</p> <p>6. Average time spent cycling/walking</p> <p>7. Pace of cycling/walking</p> <p>8. Number of days spent gardening or performing household jobs</p> <p>9. Average time spent gardening or performing household jobs</p> <p>10. Pace of gardening or performing household jobs</p> <p>11. Number of days watching TV/spending time at the computer/reading a book/sitting</p> <p>12. Average time spent watching TV/spending time at the computer/reading a book/sitting</p>
Netherlands	Youth Monitor StatLine	2000–2007 (N=unknown)	0-25	Reaching recommended levels of physical activity
Poland	Health Population Status in Poland	2009 (N=unknown)	0-14, 15+	<p>1. Persons at the age of 15 and over by the efficiency of the sensory and motion organs</p> <p>2. Persons at the age of 15 and over by the level of limitations in self-service</p> <p>3. Persons at the age of 15 and over by the capacity of self-service</p> <p>4. Persons of the age of 15 and over with limitations in self-service by age</p> <p>5. Persons at the age of 15 and over by capabilities of performance of household activities</p> <p>6. Persons at the age of 15 and over by evaluation of performance of household activities in view of health status or age</p> <p>7. Persons at the age of 15 and over with limitations in household activities due to health status or age</p> <p>8. Disabled persons at the age of 15 and over by self-service capability of household activities due to health status or age</p> <p>9. Persons at the age of 6-14 by participation in physical education lessons</p> <p>10. persons at the age of 6-14 by physical activity except physical education lessons</p> <p>11. an average number of physical activity hours of persons at age 6-14 except physical education lessons</p> <p>12. Persons at the age of 2-14 by number of hours spending watching TV and/or PC</p> <p>13. Boys at the age of 2-14 by number of hours spending watching TV and/or PC</p> <p>14. Girls at the age of 2-14 by number of hours spending watching TV and/or PC</p>
Poland	National Polish Health Survey (WOBASZ, Project)	2002-2005 (N=14,769)	18+	<p>1. People were asked whether they regularly practiced any physical activities (e.g. walking, jogging, cycling, swimming, gymnastics, gardening, but excluding active commuting) accumulating at least 30 min. Those who did were asked to recall the frequency of such activities. Individuals who did not declare doing any physical exercise in their leisure time were defined as 'physically inactive' and were asked about possible reasons of inactivity. people were asked</p> <p>2. Subjects reported their occupational physical activity according to the following three categories: (i) 'low', i.e. very light, physically easy, sitting office work; (ii) 'moderate', i.e. light or medium physical work including sitting and standing, walking, lifting, carrying light loads; and (iii) 'high', i.e. heavy manual work.</p> <p>3. Subject were asked whether they walked, used motorized transportation to and from work (school/university) as well as the daily duration of this activity. The daily commuting return journey</p>

				was categorized into four possibilities: (i) using motorized transportation (0 min of walking or cycling); (ii) walking or bicycling for 1-14 min; (iii) walking or bicycling for 15-29 min; and (iv) walking or bicycling for ≥ 30 min.
Portugal	National Health Interview Survey	1987, 1995–1996, 1998–1999, 2003, 2005 (N=unknown)	15+	<p><u>2005. Seven items from IPAQ short:</u></p> <ol style="list-style-type: none"> 1. Days on which VPA for at least 10 minutes at a time was reported in the last 7 days 2. Duration of VPA on days when VPA for at least 10 minutes at a time was reported (average in minutes) 3. Days on which MPA for at least 10 minutes at a time was reported in the last 7 days 4. Duration of MPA on days when MPA for at least 10 minutes at a time was reported (average in minutes) 5. Frequency of walking for at least 10 minutes at a time (in the last 7 days) 6. Duration of walking on days when at least 10 minutes of walking was reported (average in minutes) 7. Time spent sitting on an average weekday (in the last 7 days) <p><u>Additionally:</u></p> <ol style="list-style-type: none"> 8. Total time spent on VPA in the last 7 days 9. Total time spent on MPA in the last 7 days 10. Total time spent walking in the last 7 days 11. Time spent sitting last Wednesday <p>No information identified for the other survey years</p>
Slovenia	Slovenian Public Opinion	2010 (N=unknown)	18+	<ol style="list-style-type: none"> 1. Participation in sport and sports activities in leisure time (not participating in sport/1 to several times a year/1–3 times a month/once a week/2–3 times a week/4–6 times a week/every day) 2. Time spent on sport and sports activities in leisure time during the week (1–2 hours a week/3–5 hours a week/>5 hours a week) 3. Modes of sport activities (organized competitive/organized recreational (regular/irregular)/not organized recreational (regular/irregular)) 4. Types of sports activity (type of activity/participation in specific sports activity in last 12 months/organized or not organized participation)
Spain	National Health Survey	1987, 1993, 1995, 1997, 2001, 2003, 2006 (N=31,300)	0-15, 16+	<p><u>0-15 (2006):</u></p> <ol style="list-style-type: none"> 1. Frequency of performing any kind of physical activity in free time (almost completely sedentary/ some kind of physical activity or sport/physical activity several times a week/sports or training several times a week) 2. Watching TV every day or almost every day 3. Time spent per day watching TV on weekends/during weekdays 4. Playing videogames or using the computer/Internet every day or almost every day 5. Time spent per day playing with videogames or using the computer/Internet <p><u>16+ (2006):</u></p> <ol style="list-style-type: none"> 1. Description of main activities at workplace, education centre, home (seated most of the day/ standing up without moving around a lot/walking or carrying around a bit/moving around frequently/doing tasks requiring a great deal of physical effort) 2. Any participation in physical activity during free time 3. Participation in regular physical activity like walking, doing sports, going to the gym during free time 4. Times in the last two weeks one has done light physical activities for over 20 minutes 5. Times in the last two weeks one has done moderate physical activities for over 20 minutes 6. Times in the last two weeks one has done intense physical activities for over 20 minutes <p>No information identified for the other survey years</p>

Spain	Sports habits	2005 (N=unknown)	15-74	<ol style="list-style-type: none"> 1. General participation in sports (specify type) 2. Number of days participating in specific sports activities 3. Average time spent doing specific sports activity 4. Pace of sports activity 5. Any participation in outdoor physical activity or sport 6. Time spent on walking or fitness 7. Average time spent doing physical activities at work
Sweden	Swedish survey of living conditions	Yearly since 1975 (N=between 12,000 and 13,000 persons are interviewed)	15-75	Frequency of practising any sports or outdoor or exercise activities (several times a week/once a week/1-3 times a month/less often/never)
Sweden	National Survey of Public Health (Health on Equal Terms)	Yearly since 2004 (N=20,000)	16-84	<ol style="list-style-type: none"> 1. Intensity of physical activity during free time (sedentary/moderate exercise/moderate regular exercise/regular exercise and training) 2. Hours a week of moderate strenuous activities (>5 hours/3-5 hours/1-3 hours/<1 hour/none)
Sweden	Physical activity and inactivity in an adult population assessed by accelerometer	2001-2002, 2007-2008 (N=1,500)	18-69	Data collection via accelerometer
United Kingdom	Active People Survey	Annually since 2005 (N=166,000)	16+	<p>It identifies how participation varies from place to place and between different groups in the population.</p> <p>The survey also measures; the proportion of the adult population that volunteer in sport on a weekly basis, club membership, involvement in organised sport/competition, receipt of tuition or coaching, and overall satisfaction with levels of sporting provision in the local community.</p>
United Kingdom	Health Survey for England	Yearly since 1995 (N=13,000)	2-15; 16+	<p><u>2-15 (Reported by caregiver for 2-12-year-olds):</u></p> <ol style="list-style-type: none"> 1. Frequency of walking continuously for at least 5 minutes in the last week 2. Minutes spent walking each time one walked for at least 5 minutes 3. Description of walking pace 4. Days in the last week one participated in gardening or housework that involved pulling and pushing (like vacuum cleaning, mowing grass, sweeping leaves) for at least 15 minutes at a time (children over 8 years) 5. Minutes spent on gardening or housework each time one is involved in an activity of this kind for at least 15 minutes (children over 8 years) 6. Participation in sports or exercise activities apart from activities that are part of school lessons 7. Frequency of sports activities on weekdays/weekend days in the last week (including activities at a playgroup/nursery, excluding school activities) 8. Average minutes spent on sport activities on weekdays/weekend days in the last week (including activities at a playgroup/nursery, excluding school activities) 9. Frequency of specific activities on weekdays/weekend days in the last week 10. Average minutes spent on specific activities on weekdays/weekend days in the last week 11. Total days on which one undertook any of the above-mentioned activities 12. Minutes spent sitting down doing specific things on weekdays/weekend days

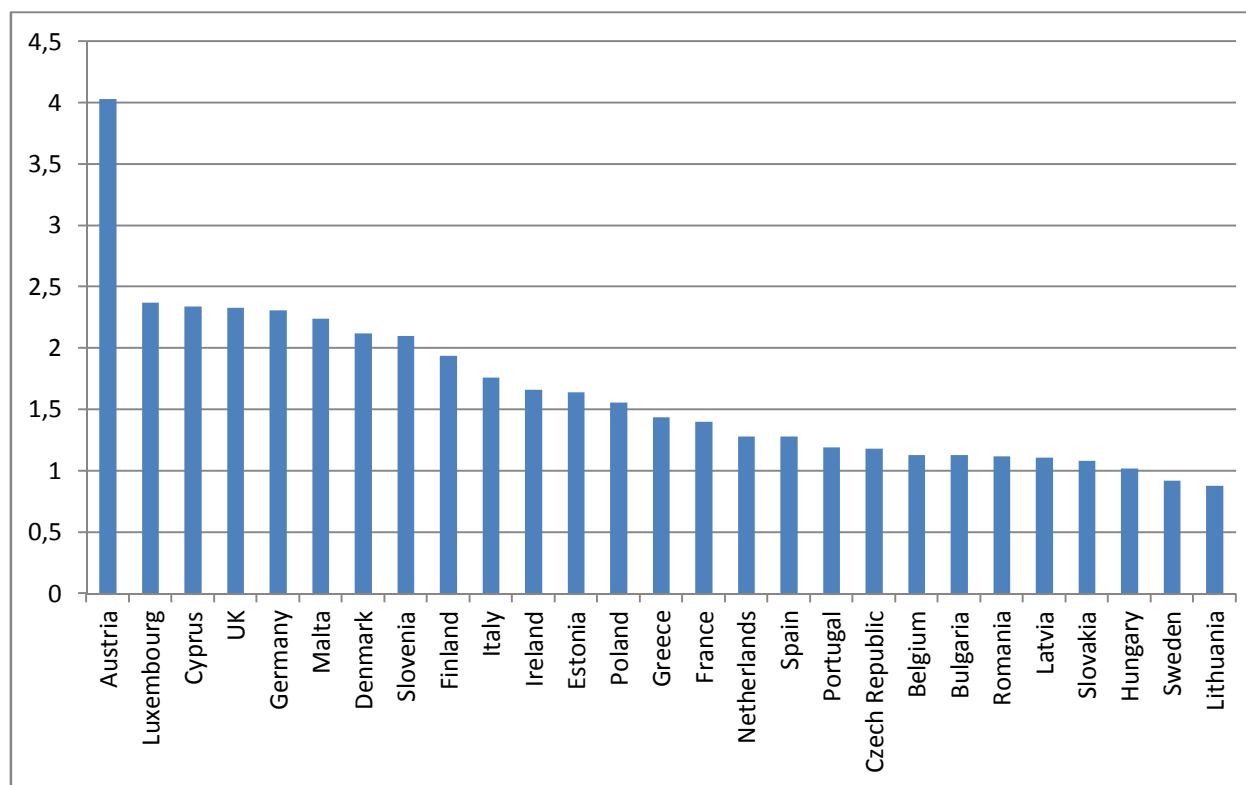
				<u>16+:</u> 1. Level of activity at work (very active/fairly active/not very active/not at all active) 2. Days in the last 4 weeks on which one participated in heavy housework for at least 30 minutes at a time 3. Minutes spent on heavy housework each time one is involved in an activity of this kind for at least 30 minutes 4. Days in the last 4 weeks on which one participated in heavy gardening, do-it-yourself activities or building for at least 30 minutes at a time 5. Minutes spent on heavy gardening, do-it-yourself activities or building each time one is involved in an activity of this kind for at least 30 minutes 6. Frequency of walking continuously for at least 5 minutes in the last 4 weeks 7. Days on which one walked for at least 30 minutes in the last 4 weeks 8. Days on which one walked for at least 15 minutes in the last 4 weeks 9. Minutes spent walking each time one walked for at least 15 minutes 10. Description of walking pace 11. Participation in specific activities in the last 4 weeks 12. Frequency of doing specific activity for at least 15 minutes at a time (on separate days over the last 4 weeks) 13. Time spent doing specific activity on each day
United Kingdom	Scottish Health Survey	1995, 1998, 2003, 2008, 2009 N 2003: 8,148 adults and 3,324 children	Reported by caregiver for 2–12-year-olds	Based on Health Survey for England children's physical activity module
United Kingdom	Welsh Health Survey	2003–2004 (16+) 2004–2005 (16+) 2005–2006 (16+) 2007 (4–12; 13–15; 16+) 2008 (4–12; 13–15; 16+) 2009 (4–12; 13–15; 16+) <i>Sample size:</i> Unknown	4–12; 13–15; 16+	<u>4–12; 13–15:</u> 1. Total time spent exercising/doing physical activities on each day in the last week (none/about half an hour/about an hour/more than an hour) <u>16+:</u> 1. Days on which light exercise or physical activity done for at least 30 minutes during the last 7 days (e.g. household chores, walking at an average pace, light gardening) 2. Days on which moderate exercise or physical activity done for at least 30 minutes during the last 7 days (e.g. heavy household chores, fast walking, dancing) 3. Days on which vigorous exercise or physical activity done for at least 30 minutes during the last 7 days (e.g. running, jogging, squash)

*MVPA = moderate to vigorous physical activity

ECONOMIC CONTRIBUTION OF SPORT

	GVA	Employment		
		<i>Broad</i>	<i>Narrow</i>	<i>Statistical</i>
Austria	4,03	5,38%	3,21%	0,36%
Belgium	1,13	1,69%	1,33%	0,24%
Bulgaria	1,13	1,87%	1,65%	0,11%
Cyprus	2,34	2,57%	2,09%	0,56%
Czech Republic	1,18	1,87%	1,38%	0,15%
Denmark	2,12	2,52%	2,12%	0,16%
Estonia	1,64	2,58%	2,25%	0,18%
Finland	1,94	3,09%	2,27%	0,20%
France	1,4	1,67%	1,30%	0,37%
Germany	2,31	3,15%	1,84%	0,39%
Greece	1,44	1,63%	1,29%	0,45%
Hungary	1,02	1,43%	1,16%	0,11%
Ireland	1,66	2,08%	1,39%	0,37%
Italy	1,76	1,47%	1,07%	0,34%
Latvia	1,11	1,65%	1,44%	0,12%
Lithuania	0,88	1,10%	0,87%	0,12%
Luxembourg	2,37	5,63%	3,70%	0,32%
Malta	2,24	2,07%	1,51%	0,49%
Netherlands	1,28	1,75%	1,32%	0,27%
Poland	1,56	1,94%	1,57%	0,32%
Portugal	1,19	1,41%	1,15%	0,03%
Romania	1,12	1,77%	1,57%	0,00%
Slovakia	1,08	2,25%	1,60%	0,25%
Slovenia	2,1	3,01%	2,43%	0,38%
Spain	1,28	1,77%	1,33%	0,03%
Sweden	0,92	1,69%	1,12%	0,19%
UK	2,33	2,16%	1,46%	0,61%

Figure Gross Value Added, EU-27



Appendix F: internet questionnaire

Welcome to the online questionnaire of the study on a possible future sport monitoring function in the EU

The Mulier Institute, Sheffield Hallam University, KU Leuven and TNO are conducting a feasibility study on a possible future sport monitoring function in the EU. This study is financed by the European Commission, Directorate-General for Education and Culture. It aims in particular at increasing understanding and knowledge in relation to data and information needs and existing data gathering processes and networks in the EU in three broad fields: (1) sport and health, (2) societal aspects of sport and (3) sport's economic dimension.

An essential element of the feasibility study is this questionnaire. The questionnaire itself consists of three parts:

- (A) information about your organisation,
- (B) information about sport monitoring and
- (C) other information.

The questionnaire will take approximately 15 minutes for you to complete. It is possible to close the questionnaire at any given point and continue at a later moment. Fill in the login code that you received by email below to start the questionnaire.

Yours sincerely,
On behalf of the research team,

Dr K. Breedveld
Mulier Institute
EU@mulierinstituut.nl

This questionnaire requires you to login with a login code.

CODE:

SECTION A: INFORMATION ABOUT YOUR ORGANISATION

1. How do you think your organisation or the body you represent can best be described?

- Public authority (e.g. ministry responsible for sport, municipality)
- Non-governmental sport organisation, umbrella organisation for sport
- Sport federation
- Other organisation involved in developing sport policies or organising sports
- Sport-related organisation
- University, university of applied sciences
- Statistical agency
- Non-commercial research organisation
- Commercial research/consultancy organisation
- Other organisation involved in research / consultancy

2. At what level does your organisation or the body you represent mainly operate?

- Local/regional level
- National level
- Transnational level
- EU level
- Global level

3. In which country/countries is your organisation or the body you represent based?

- Name of the country/countries: <list EU-27 member states + other, namely>

4. Is your organisation or the body you represent a member of a network that is directly involved in sport monitoring?

- No
- Yes. Name of the network(s): (maximum of ten networks)

SECTION B: INFORMATION ABOUT SPORT MONITORING

5a. Please list the main NATIONAL sport information and data sources that you use for the purpose of your work. *(Be as specific as possible and please state the name, responsible organisation and website address of the sport information and data source)*

<open answer; each field 500 characters>

- - Statistics: ...
- - Policy documents: ...
- - Reports, studies, surveys: ...
- - Websites, newsletters, magazines: ...

5b: Please list the main TRANSNATIONAL sport information and data sources that you use for the purpose of your work. *(Be as specific as possible and please state the name, responsible organisation and website address of the sport information and data source)*

<open answer; each field 500 characters>

- - Statistics: ...
- - Policy documents: ...
- - Reports, studies, surveys: ...
- - Websites, newsletters, magazines: ...

5c: Please list the main sport information and data sources AT EU LEVEL that you use for the purpose of your work. *(Be as specific as possible and please state the name, responsible organisation and website address of the sport information and data source)*

<open answer; each field 500 characters>

- - Statistics: ...
- - Policy documents: ...
- - Reports, studies, surveys: ...
- - Websites, newsletters, magazines: ...

5d: Please list the main INTERNATIONAL sport information and data sources that you use for the purpose of your work. *(Be as specific as possible and please state the name, responsible organisation and website address of the sport information and data source)*

<open answer; each field 500 characters>

- - Statistics: ...
- - Policy documents: ...
- - Reports, studies, surveys: ...
- - Websites, newsletters, magazines: ...

6. In your view, which are the main networks active in the field of sport monitoring in Europe?

Please list the networks to a maximum of ten networks *(Be as specific as possible and please state name, responsible organisation and website address of the networks).*

<open answer; maximum of ten networks each field 300 characters >

7a. How relevant is it for your work to possess EU-wide information about sport?

(scale ranging from 1. not relevant to 4. very relevant)

<only show if question 7a is answered with 3 or 4>

7b. What kind of information is especially of interest to you?

(scale ranging from 1. not relevant to 4. very relevant)

- basic facts and figures, trends and possibilities for (international) benchmarks
- oversights of national policies, actors involved, legislation, budgets
- overview and analyses of best practices, effective interventions, successful programmes
- strategic (long term) studies, development of new concepts and theories
- other
- None of the above

8. How satisfied are you with the quality of information currently available at EU-level on the following topics?

(scale ranging from 1. not at all to 4. very satisfied).

- basic facts and figures, trends and possibilities for (international) benchmarks
- oversights of national policies, actors involved, legislation, budgets
- overview and analyses of best practices, effective interventions, successful programmes
- strategic (long term) studies, development of new concepts and theories
- in general: accessibility of this information and how this is made available

9. Do you agree / disagree with the following statements regarding existing information or data in an EU context:

<1-4 don't agree, partly agree, fully agree, not of relevance for my work >

- Existing data from different countries allows for comparisons
- Sufficient information and datasets on sport(s) are available for the EU-27
- There are solid explanations about differences between countries
- The level of detail regarding specific topics or addressing specific subgroups is satisfactory
- Data used in publications (e.g. reports, studies) are up to date
- Complete references are provided (e.g. name, emails, tel. numbers) to do a follow up or ask for more information
- Existing networks are sufficient in communicating and exchanging information across countries
- Information is provided in a clear and easily understandable language
- Data can be accessed and easily analysed by a third person
- A good and clear wrap up of the main findings (e.g. summary, conclusion) is provided
- Clear links are being established between different reports at EU level
- Clear reference is made to the quality of the data and its possibilities and limitations
- Newly issued reports or data are sufficiently well communicated
- Websites provide information that are easily accessible and structured

10. How important is it, in your opinion, to improve sport monitoring in the EU?

<1-4, unimportant – very important>

11. On which topics would you like to have more EU-wide information? (multiple answers possible)

I do not want more EU-wide information

Social aspects of sport:

- Education, training and qualifications
- Volunteering
- Social inclusion of disadvantaged groups
- Sports participation
- Sport clubs
- Sport infrastructure
- Prevention of and fight against racism, violence and intolerance
- Good governance in sport [including match fixing, transfers]
- Other, namely

Sport and health:

- Health-Enhancing Physical Activity
- Sport injuries
- Sport/physical activity within national health care systems
- Fight against doping in amateur sport and fitness
- Other, namely

Sport's economic dimension:

- Macro-economic impact of sport (e.g. GDP)
- Employment in sport
- Other sport economic analysis (e.g. cost-benefit analyses of major sport events)
- Public and private funding of grassroots sport
- Media and sport
- Other, namely

12. What should be key components of a sport monitoring function in the EU?

<1-4, not relevant; partly relevant; very relevant>

- Providing better data and figures on trends in sport(s) in Europe
- Providing better explanations and interpretations on sport(s) in Europe
- Providing information on policies and best practices
- Launching European studies and surveys on specific subjects (e.g. funding organisations to do research)
- Providing information about EU funding opportunities for sport
- Providing easier access to existing information
- Promoting exchange of information between relevant actors
- Other, namely...

13a. With regard to sport monitoring, please describe good practices in your country that could serve as an example for other EU Member States or for the EU as a whole:

max. 300 words, please use websites addresses to allow for further gathering of information; give concrete examples

'I don't know any good practices in my country'

13b. With regard to sport monitoring, do you know about good practices in other countries (inside or outside Europe) that could serve as an example for other EU Member States or for the EU as a whole:

max. 300 words, please use websites addresses to allow for further gathering of information, give concrete examples

'I don't know any good practices in other countries'

SECTION C: OTHER INFORMATION

14a. If sport monitoring was to be further strengthened in the EU, would your organisation or the body you work for be willing to be involved in its functioning?

(1 yes; 2 perhaps; 3 no)

<only show if question 14a is answered with 1 or 2>

14b. What role could your organisation / the body you work for play in such a sport monitoring function?

Max 300 words

'I don't know'

<show to all>

15. In your opinion, is there anything else to be taken into account with a view to improving sport monitoring in Europe and supporting evidence-based policy-making?

Max 300 words

'No'

16. We will contact a few respondents by telephone for further information. Would you be willing to answer a couple of additional questions by telephone?

- No, I am not interested.
- Yes, my name is <first name> <second name> and you can contact by email <email address> and / or by phone <telephone number>

17. Would you like to receive the PDF of the final study report?

- No, thank you
- Yes, please: I would like to receive a copy at <email address>

You have completed the questionnaire. When you click on 'next', your answers are submitted and the questionnaire will be closed.

Your answers are saved and submitted. Thank you for filling in the questionnaire!

Appendix G: persons and organisations interviewed

With:	Henrik Brandt, director Idan and Jens Sejer Anderson, International director Play the Game
By:	Remco Hoekman (Mulier Institute) & Jeroen Scheerder (KU Leuven)
Date:	20 th March 2012
With:	Mogens Kirkeby, president ISCA
By:	Remco Hoekman (Mulier Institute) & Jeroen Scheerder (KU Leuven)
Date:	20 th March 2012
With:	Nicola Porro, president EASS and Georg Anders, past-president EASS
By:	Remco Hoekman (Mulier Institute)
Date:	20 th June 2012
With:	Members of MEASURE (discussion at annual MEASURE meeting)
By:	Remco Hoekman (Mulier Institute)
Date:	20 th June 2012
With:	Ionnis Psilopoulos, general secretary EFPM
By:	Remco Hoekman (Mulier Institute)
Date:	26 th June 2012
With:	Gilles Klein, secretary general WSA
By:	Remco Hoekman (Mulier Institute)
Date:	7 th June 2012
With:	Rebekka Kemmler-Müller, Secretary General ENGSO Youth
By:	Remco Hoekman (Mulier Institute)
Date:	11 th July 2012
With:	Karen Petry, deputy head German Sport University Cologne
By:	Steven Vos (KU Leuven)
Date:	7 th June 2012
With:	Thérèse Steenberghen, managing director SADL KU Leuven
By:	Steven Vos (KU Leuven)
Date:	15 th June 2012, Leuven (Belgium)
With:	Julian Jappert, director of Sport and Citizenship
By:	Steven Vos (KU Leuven)
Date:	July 2012
With:	Peter Barendse, program manager NISB/ TAFISA EUROPE
By:	Steven Vos (KU Leuven)
Date:	22 nd June 2012
With:	Vladimir Bina, former head of workgroup Cultural Statistics and Jamilja van der Meulen head of department business statistics Statistics Netherlands
By:	Koen Breedveld (Mulier Institute)
Date:	11 th June 2012, Statistics Netherlands
With:	Christine Coin, head of unit Eurostat and Pascal Wolff, principal administrator Eurostat
By:	Koen Breedveld (Mulier Institute)
Date:	17 th August 2012
With:	Nick Rowe, Strategic Lead for Research and Evaluation Sport England
By:	Chris Gratton (Sheffield Hallam University)
Date:	15 th March 2012, Sport England, London.
With:	Heidi Pekkola, policy and communication officer ENGSO
By:	Janine Stubbe (TNO)
Date:	7 th June 2012,
With:	Wim Rogmans, secretary EuroSafe
By:	Jasper Stege (TNO)
Date:	23 rd May 2012

With:	Willem van Mechelen, chairman of the HEPA Europe steering committee
By:	Janine Stubbe (TNO)
Date:	1 st June 2012
With:	Cliff Collins, director of Programmes The European Register of Exercise Professionals
By:	Jasper Stege (TNO)
Date:	8 th June 2012
With:	Michel D'Hooghe, chairman UEFA and FIFA medical committee
By:	Jasper Stege (TNO)
Date:	4 th June 2012
With:	Caroline Bollars, technical officer Nutrition Policy WHO and Christian Schweizer, technical officer Physical Activity WHO
By:	Jasper Stege (TNO)
Date:	22 nd May 2012
With:	Egbert Oldenboom, economist , and Jamilja van der Meulen, head of department business statistics, Statistics Netherlands
By:	Chris Gratton (SHU) and Koen Breedveld (MI)
Date:	8 th May 2012
With:	Nick Rowe, Sport England
By:	Chris Gratton (SHU)
Date:	April 2012
With:	Christian Helmenstein Chair of XG STAT
By:	Chris Gratton (SHU)
Date:	10 th June 2012
With:	Members/board of ESEA (discussion at AGM)
By:	Chris Gratton (SHU)
Date:	September 2012

Appendix H: report of the workshop

Report from the workshop on 'Future sport monitoring in the EU' **Brussels, 2 October 2012**

1. Introduction – Michal Krejza (European Commission)

On behalf of the European Commission (COM), Michal Krejza opened the workshop. He explained that the EU Work Plan for Sport, adopted by the Council in May 2011, stressed the need for strengthening the evidence base for sport and established an Expert Group on Sport Statistics (XG STAT). To fulfil its tasks the XG STAT agreed to work on three deliverables, out of which one is directly linked to the results of the study on the contribution of sport to economic growth and employment in the EU, and another one to the study on a possible future sport monitoring function in the EU. The reason for the latter study was the repeated call for better and more comparable data on sport in an EU context. COM issued a tender and chose a consortium to conduct this study that has experience and expertise in the three main areas identified (i.e. health and sport, social aspect of sport and the economic dimension of sport). The purpose of the study is to help COM at a later stage to decide whether a monitoring function is needed, what it should entail, who should be involved and how it should be done. The results of this study will be discussed at the XG STAT.

COM furthermore noted that the proposed future funding stream for sport (i.e. Sport Chapter of the 2014-2020 Programme on Education, Training, Youth and Sport - "Erasmus for all") was likely to include support for strengthening the evidence base for sport. So far, the discussions on the Sport Chapter in the Council of Ministers and the European Parliament have generally been positive. Concerning the EU's statistical office, COM noted that Eurostat has not yet considered giving sport a formal place in its annual work programme. Sport is a relatively new competence (as of the Lisbon Treaty) and it takes time to find its way in EU official statistics. Nevertheless, sport and sport-related questions have already been subject to Eurostat surveys and studies, such as SILC. For 2013-2017, COM suggested the inclusion of a reference to physical activity in the draft multi-annual statistical programme, which was currently discussed in the European Parliament and the Council. Furthermore, discussions were on-going whether sport could become part of Eurostat's working group or ESSnet structures. Nevertheless, while there was some positive development, it should be noted that Eurostat, as the whole COM, was facing limited budgets and had restricted human resources. COM hoped that this study would help, inter alia, to bring sport closer to Eurostat's activities.

2. Overview of the findings – Koen Breedveld (Mulier Institute)

On behalf of the consortium, Koen Breedveld took the floor and introduced the other members of the consortium. He stressed that the aim of the workshop was to receive feedback on conclusions and recommendations, comments on whether the provided picture was complete, and receive additional input.

Mr Breedveld presented the preliminary findings in general and on each of the subtopics (health, social aspects and economic dimension). The results were well received by the participants. The following questions from the participants were discussed:

Veerle De Bosscher (EASM) asked whether the answer categories regarding the themes of interest within each of the three areas in the questionnaire were predefined.

This was indeed the case, with a possibility to add 'other answers' if wanted. The number of 'other answers' was very limited which indicated that the predefined answers covered the field well.

Mogens Kirkeby (ISCA) wondered what types of public authorities were invited to fill in the questionnaire and how deeply the Member States (MS) were involved in this project.

The consortium explained that the public authorities were mainly Ministries responsible for sport. All MS were involved, some more than others, as experts from all MS had contributed to the study by filling in the questionnaire, partaking in interviews or discussions (e.g. in XG STAT) and providing information for the mapping exercise. COM stressed the need to debate the outcomes of the study with MS; the EU Work Plan for Sport called for the need to have a better evidence base for policy making. The findings of the study should be presented at the Sport Directors meeting in Cyprus in November 2012 and in the Council Working Party on Sport. In addition, COM would have to make recommendations to the MS by the end of 2013 with regard to the next EU Work Plan for Sport.

Borja Garcia Garcia (Loughborough University / Association Sport and the EU) underlined that more data was needed for better evidence-based policy-making. He was wondering what experts wanted to do with the data that they desired. In addition he expressed concern that the data would be used for coordination and controlling purposes, such as money distribution.

The consortium answered that experts were not explicitly asked about this. A sport monitoring function in the EU was about providing knowledge to help design more effective sport policies. Any effects of significance of this for allocating budgets were beyond the scope of a monitor function itself.

John Kellock (FRA) welcomed the initiative noting that it would be great to get comparable data, but also acknowledging the difficulty to do so without Eurostat's involvement. He was wondering to what extent Eurostat was involved in this study. In addition he mentioned that FRA was especially interested in the social aspects of sport. In this regard he wondered if the consortium did focus on sport experts or involved a more diverse and wider group of experts and stakeholders. Experts in other fields could have valuable (less biased) input on issues such as ethnicity.

The consortium explained that the study mainly focused on experts within the sport sector. However, the consortium had a look at datasets outside of the sport sector that could be of use for the sport sector, for instance social datasets. And also for this workshop the consortium had invited experts from outside the sport sector. The consortium was aware of the difficulties on research on ethnicity. In regular sport participation research, social inclusion issues were generally well covered. However, some aspects were not asked, like ethnicity, since it was too delicate to ask. The consortium would be happy to further discuss FRA's experience in this field and to include their insights in the study.

Alberto Bichi (FESI) had a question on the number of experts that filled in the questionnaire and the number of interviews held.

The consortium answered that 77 experts filled in the questionnaire (response rate of about 50%) and that about 20 interviews were held with key stakeholders and experts.

Fernando Tenreiro (Statistical Offices Portugal) wondered if the consortium was envisaging that the future sport monitoring would provide an understanding of differences in the production of sport relating to the diverse home markets of the Member States.

The consortium stated that a very sophisticated model was needed for this. That model was simply not there or expected to be there within the coming years at a European level. Such a model should first be developed nationally before further expanding to a European level. A different game was played now and the consortium was focusing on what was there.

Christoph Breuer (ESEA – Sport University Cologne) thanked the consortium for the valuable research work and recognised the outcomes. He wondered how the consortium and COM believed the bottom up approach of developing the sport monitoring function and the top down agenda could be brought together.

The consortium agreed that this was a challenge. However, there was an agenda and the topics of health, social

aspect and economic dimension did fit into the current working structures on sport at EU level and the respective policy agenda. COM noted that the agenda for sport at EU level was indeed quite stable. The consortium added that the main challenge for the future was to develop a monitoring structure that was robust enough, so that it would not lose out on relevance regardless of changes in policies.

Christoph Breuer also asked for whom the sport monitoring function was intended. At the national level sport monitoring functions are often built for politicians to be able to improve the quality of decisions and access for academics is more or less a by-product. The priority lies with the policy makers and the politicians. For this sport monitoring function in the EU it should be clear what the first priority is for the EU.

COM answered that the sport monitoring function was in essence for all groups, stakeholders, policy makers and researchers. The comparison with culture was made where a higher level of data was currently available at EU level. The consortium added that the recommendations included aspects on target groups which would be presented after the coffee break. However, the sport monitoring function could and should be suited for policy makers as well as for researchers.

Folker Hellmund (EOC EU office) noted that his organisation had filled in the questionnaire. He expressed concern whether the project would lead to a new way of coordination in sport. The EOC was not sure about the meaning of monitoring, what the role of the COM would be and what the reason was to launch this study. However, he confirmed that there was a lack of data and information; for instance when discussing the future of Structural Funds, data on sport infrastructure would be relevant. It was still difficult to illustrate that sport contributed to regional development and employment. Nevertheless the questions remained for which purpose were data gathered and what the benefits were for stakeholders.

COM responded that the reasons for the study were in fact repeated signals according to which more data were needed to convince politicians about the significance of sport (e.g. example by EOC). Among the three areas, the most information was currently available on the economic dimension (mainly Sport Satellite Accounts). The main results of the study on the contribution of sport to economic growth and employment in the EU became available recently including the GVA and employment data on an EU level (following SSA methodology) which was considered very useful. These results could raise the profile of sport in other sectors and it could be beneficial for stakeholders as well.

Mr Hellmund wondered what impact these figures might finally have on sport. He argued that with regard to health a lot of information was available on physical activity, however not on sport in the narrow sense. This did not help to get sport better incorporated in policy.

COM did not agree with the separation of sport and physical activity and would use this argument the other way round. COM stressed that the Eurobarometer, which paid attention to sport and physical activity, highlighted the huge differences between Member States, and in some it had had an impact and helped generate attention for sport policies.

Viera Kerpanova (Education, Audiovisual and Culture Executive Agency) drew attention to a study which was recently launched on physical education at primary/secondary schools in the EU-27. The study included a short mapping exercise and questionnaire. The report and a comparative analysis would be available early 2013.

Mogens Kirkeby (ISCA) emphasised the importance of sound data and monitoring noting that it could also lead to something that the sport movement did not want. However, a better evidence base was very much needed.

Henrik Brandt (IDAN / Play the Game) explained that the organisation's role in Denmark was to do sport monitoring and that they had been doing that for 7 years now. It had had a big impact on sport associations and national and local governments. Monitoring nationally got more interesting if there were partners in other countries to compare with.

The EU could be very helpful to coordinate and ensure the exchange between different countries. There was no need for all EU Member States to be involved in all topics. The most important and valuable aspect was that independent partners worked together.

The consortium agreed and stressed that national governments understood more about their own data when they compared it with other countries. It helped to understand and debate differences between datasets. It was important to find common ground as well as to exchange best practices and lessons learned (e.g. COMPASS project and report in the 1990s).

Veerle De Bosscher (EASM) agreed on the importance to benchmark countries to be able to determine future sport policies. She asked how the consortium and COM saw the role of organizations such as EASM within a possible sport monitoring function.

The consortium underlined the importance of networks and stated that part of the function was also to map and monitor the networks and use the networks to disseminate the knowledge of the sport monitoring function and get involved in future actions.

On the latter, Veerle De Bosscher (EASM) added that EASM was happy to do so as long as it was properly informed about the sport monitoring function. Borja Garcia Garcia (Loughborough University / Association Sport and the EU) agreed with this.

The consortium stressed that they were well aware of the fact that existing networks were essential partners in a future sport monitoring function. The networks had been informed on the study as much as possible and several presentations at the congresses of these networks had been given (e.g. EASS, HEPA, XG STAT and ESEA).

3. Preliminary study recommendations – Chris Gratton (Sheffield Hallam University)

Chris Gratton presented, on behalf of the consortium, the draft recommendations of the study. The recommendations were clustered in two phases. The first phase was labelled 'Improve data dissemination and data quality' whereas the second phase was called 'Invest in new data collections and expand current data'. The basic line was first to tell the current story on sport (e.g. pocket book on sport), i.e. to illustrate 'where we are' and then move forward from there on. Working structures should then set the agenda for the second phase.

Alberto Bichi (FESI) underlined the importance of improving the quality of data first before disseminating it and noted that it would not be easy to do it the other way round – as currently suggested by the two phases.

The consortium agreed and would make it clearer that work in both directions would be done simultaneously; however at the beginning people needed to know what data was available. In the case of the Eurobarometer, for instance, improving quality (i.e. revise questions) would mean losing information on time trends.

Borja Garcia Garcia (Loughborough University / Association Sport and the EU) had doubts whether there was enough material for preparing a pocket book on sport (such as for culture) or if further research needed to be done.

The consortium believed that there were certainly enough building blocks on the three topics to tell the current story on sport.

John Kellock (FRA) wondered if the knowledge of sport manufacturers and marketing organisations was used in this study, as they followed trends and most certainly would have data on this.

The consortium stressed that a lot of data was not publicly available.

Alberto Bichi (FESI) confirmed the relevance of the interaction with manufacturers. FESI did have information that was regarded confidential; however there was also a willingness to share information.

FESI would continue to do this and could thereby contribute to sport monitoring in the EU.

The consortium asked for clarification on the accessibility of the data as most data appeared not to be in the public domain. Mr Bichi answered that some data were public and there might be some ways of sharing it; while other data were only provided to the members. FESI was most certainly backing and supporting the current initiative.

Cliff Collins (EHFA) stated that logical conclusions had been drawn. The presented recommendations had the support of EHFA. Also for the fitness sector evidence was needed for efficient policy actions. He asked what the range of the sectors was that the consortium was going to look at, and where the boundaries were.

The consortium explained that it was difficult to set these boundaries. Of course there were some definitions that provided some boundaries, such as the Vilnius definition on sport, as well as definitions for sport participation and for HEPA. Moreover within the proposed working structures there would be debates on the depth of sport, and relevant entities could contribute to this discussion and help to set the boundaries. COM added to this that these boundaries were also linked with the policy work at the Council and the activities within the Expert Groups on sport. Some work had been done on the development of indicators for instance for HEPA. These indicators were needed and should somehow be part of the sport monitoring to make sure one gets the relevant data.

Fernando Tenreiro (Statistical Offices Portugal) asked who would be responsible for sport monitoring at national level.

The consortium responded that this was not to be decided now, but later on in the trajectory of sport monitoring.

Trudy Wijnhoven (WHO, Regional Office for Europe) wondered whether the consortium had thought of a common definition of the sport monitoring function and whether this would require that only indicators that were comparable across the countries should be included. For instance, the NOPA database has data on policy development and policy documents. That is rather easy to compare across countries. Policy actions are listed also, but are not comparable. When it comes to indicators, one has to rely on national surveys that use different questionnaires resulting in incomparable data. Many users want to compare their countries with other countries, even though this is not always possible. WHO is now providing background information on where data is and where it is not comparable. This is important as people automatically rank the data even if they are not comparable. One important question was whether it was necessary to seek to get comparable data for 27 countries or why not better start with some countries that had sufficient comparable information.

The consortium agreed on the standpoint of Trudy Wijnhoven and gratefully accepted WHO's advice. It underlined that including the EU-27 was ambitious. Where this could not be reached, the starting point should be the countries that could be compared and wanted to be involved.

An additional comment of Mrs Wijnhoven was that the potential users of the monitoring function should be given a chance to express their needs and desires. Although it might be difficult for them to clarify exactly what kind of information they were looking for, it was still important to keep them involved.

The consortium replied that they had included the users in several ways (online questionnaire, interviews, workshop, and presentations at Expert Group meetings and other network meetings). The consortium was well aware of the fact that the monitoring function needed to grow and that users' input was much needed to fine-tune the sport monitoring function in years to come.

Mogens Kirkeby (ISCA) underlined the importance to work together. Researchers were usually not the best in communicating results, and that was where other organisations could be very valuable. A good example was the work of NIKE that recently published a very appealing report on physical activity.

The sport monitoring function should be hooked up with the sector.

Henrik Brandt (IDAN / Play the Game) agreed with the previous comment made by ISCA. His experience was that data helped to get further as long as it was communicated properly by independent organisations. Good dissemination of the outcomes would wake up many stakeholders and create a dynamic environment. Another important aspect was that it had to be reliable as well as relevant for and independent from all stakeholders.

Jérôme Pero (FESI) wondered if specific analyses (e.g. impact of major sport events) were also seen as part of the monitoring function.

The consortium states that such analyses were not the main objective of the monitoring function itself. The focus was on more and understandable data that led to answers on relevant questions. In general the monitoring should (1) provide the opportunity that questions are answered, (2) provide some kind of data that can be used (e.g. infrastructure) and (3) bring researchers, politicians and stakeholders together to share their knowledge and their studies, which can be included in the newsletter and thereby brought to the attention of the wider public.

Borja Garcia Garcia (Loughborough University / Association Sport and the EU) underlined the independence of the monitoring function. This was very important and should be ensured.

Jérôme Pero (FESI) supported the monitoring function as it was important to have relevant information for different countries. In addition it would be good to predict what would happen based on the policy initiatives in these countries.

On the questions whether it was envisaged to include future policy implications as well, the consortium answered that how sport policies effected sport participation was difficult to be addressed within a monitoring function. This demanded more in-depth research. A monitoring function could help build the data sets needed as well as the networks of researchers that were necessary to collectively come up with interpretations of results.

Fernando Tenreiro (Statistical Offices Portugal) argued that volunteering (human capital) should be part of the sport monitoring function.

The consortium agreed with this.

Henrik Brandt (IDAN / Play the Game) stressed that having better data would create new possibilities and would attract different stakeholders to meet on mutual grounds. Normally the different types of organisations functioned within their own circles. The workshop of today was a good example of how an interesting topic could bring together different stakeholders and organisations.

4. Closing remarks

Koen Breedveld thanked, on behalf of the consortium, the attendants for their presence and valuable input. The discussion at the workshop would help the consortium to finalise the report over the coming two months. Additional suggestions, however, were still welcome.

COM concluded that there was a broad consensus on the need for better data in the field of sport. But it remained to be seen how this could be achieved in the future. The final study results would be presented first of all to the Expert Group on Sport Statistics and feed into the Group's report to the Council Working Party on Sport. Preliminary findings would most likely be presented at the Sport Directors' meeting at the end of November in Cyprus. COM would follow-up based on the study findings and subsequent discussions in relevant fora.

Participants in the workshop on 'Future sport monitoring in the EU' (Brussels, October 2nd 2012)

LAST NAME	FIRST NAME	ORGANISATION
BICHI	Alberto	Federation of the European Sporting goods Industry
BRANDT	Henrik	Danish Institute for Sport studies / Play the Game
BREEDVELD	Koen	Mulier Institute
BREUER	Christoph	German Sport University Cologne / European Sports Economics Association
COLLINS	Cliff	European Health and Fitness Association
DE BOSSCHER	Veerle	European Association for Sport Management
FARKAS	Roland	European Commission - Sport Unit - DG Education & Culture
FENTON	William	European Sponsorship Association
GARCIA GARCIA	Borja	Loughborough University / Association Sport and the EU
GRATTON	Chris	Sheffield Hallam University
HELLMUND	Folker	European Olympic Committees' EU Office
HOEKMAN	Remco	Mulier Institute
HOLLMANN	Susanne	European Commission - Sport Unit - DG Education & Culture
KELLOCK	John	European Union Agency for Fundamental Rights (FRA)
KERPANOVA	Viera	Education, Audiovisual and Culture Executive Agency
KIRKEBY	Mogens	International Sport and Culture Association
KREJZA	Michal	European Commission - Sport Unit - DG Education & Culture
LLOPIS-GOIG	Ramon	Universidad de Valencia
PEKKOLA	Heidi	European Non-Governmental Sports Organisation
PERO	Jérôme	Federation of the European Sporting goods Industry
SCHEERDER	Jeroen	University of Leuven
SPIERS	Andrew	Research and Evaluation, sport England
STUBBE	Janine	TNO
TENREIRO	Fernando	Instituto Nacional Estadística
VEHMAS	Hanna	University of Jyväskylä
VERVAET	Astrid	Ministry of sport (Flanders)
VOS	Steven	University of Leuven
WIJNHOFEN	Trudy	WHO, Regional Office for Europe, European Centre for Environment and Health HO European Centre

People excused for the workshop on 'Future sport monitoring in the EU' (Brussels, October 2nd 2012)

LAST NAME	FIRST NAME	ORGANISATION
ALI	Khalid	European Sports Security Association (ESSA)
ANDERS	Georg	European Association for Sociology of Sport
DEFOORT	Yves	Ministry of sport (Flanders)
GOOSSENS	Rob	Centraal bureau voor de Statistiek
KOUTSIOUNDAS	Vassos	Cyprus Sports Organisation
LIBERDA	Barbara	Warsaw University and Central Statistical Office
OLDENBOOM	Egbert	MeerWaarde
PETRY	Karen	Deutsche Sporthochschule Köln
ROGMANS	Wim	European Association for Injury Prevention and Safety Promotion
SCHWEIZER	Christian	WHO Regional Office for Europe
SUSKA	Ewa	Sport Director Poland
SZYMANSKI	Stefan	European Sport Economics Association
VAN MECHELEN	Willem	VU University Medical Center/HEPA Europe
VERHAGEN	Evert	European Association for Injury Prevention and Safety Promotion
ZINTZ	Thierry	European Observatoire of Sport and Employment